

# COFFEE TABLES





# CT 250

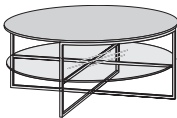
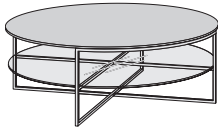
The **CT 250** provides genuine designer pieces for your living room. Experience a glass coffee table that features two table tops, thus providing ample storage. Its elegant gloss chrome or powder-coated frame perfectly encases the table tops. Simply combine it with the CT 250 ancillary table, a matching, higher companion for the coffee table. Its expressive frame repeats the round design shape of the table top, perfectly underlining it.




## List of versions

Version no.	Upper tabletop versions	Price group
<b>1058</b>	Pure white lacquer	I
<b>0299</b>	White lacquer	I
<b>1685</b>	Grey lacquer	I
<b>2208</b>	Silk grey lacquer	I
<b>1260</b>	Natural oak	II
<b>1529</b>	Core walnut	II
<b>0986</b>	Optiwhite clear glass	II
<b>0954</b>	Stained glass	II
<b>2369</b>	Ceramic zaha stone	III
<b>2370</b>	Ceramic storm nero	III
<b>2268</b>	Ceramic calacatta	III
<b>NEW 2483</b>	Ceramic grigia	III
<b>NEW 2484</b>	Ceramic shilin slate	III
<b>NEW 2485</b>	Ceramic umbra marron	III
<b>2270</b>	Ceramic pulpis	III
Version no.	Lower tabletop versions	
<b>0986</b>	Optiwhite clear glass	
<b>0954</b>	Stained glass	
Version no.	Metal substructure versions	Price group
<b>1058</b>	Pure white lacquer	I
<b>0299</b>	White lacquer	I
<b>1685</b>	Grey lacquer	I
<b>2208</b>	Silk grey lacquer	I
<b>2332</b>	Quartz structured lacquer	I
<b>2333</b>	Anthracite structured lacquer	I
<b>2220</b>	High-gloss chrome	II

## Coffee tables / ancillary table CT 250

<b>Coffee tables CT 250</b> 41.0 cm high; Ø 100 resp. 120 cm  Upper tabletop of wood (lacquer or veneer), glass or ceramic, lower tabletop of glass, substructure of lacquered metal or in high-gloss chrome		 Ø 100 cm		 Ø 120 cm	
	Table substructure in price group I	Table substructure in price group II	Table substructure in price group I	Table substructure in price group II	
<b>Price gr.</b>	<b>1050</b>	<b>1050</b>	<b>1250</b>	<b>1250</b>	
<b>I</b>	-	-	-	-	
<b>II</b>	-	-	-	-	
<b>III</b>	-	-	-	-	

<b>Ancillary table CT 250</b> 48.0 cm high; Ø 60 cm  Tabletop of wood (lacquer or veneer), glass or ceramic, substructure of lacquered metal or in high-gloss chrome		 Ø 60 cm	
	Table substructure in price group I	Table substructure in price group II	
<b>Price gr.</b>	<b>650</b>	<b>650</b>	
<b>I</b>	-	-	
<b>II</b>	-	-	
<b>III</b>	-	-	

# CT 240

Soft curves meet clear edges - the coffee table **CT 240** perfectly combines the two forms. The rectangular tabletop and its glass counterpoint are supported by a frame that stands out due to its expressive arch. It seamlessly runs into the cover surface, presenting it elegantly. The lower glass top provides unobtrusive storage space and rounds of the design. An optional swing-out drawer adds an exciting, individual touch.

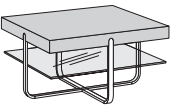
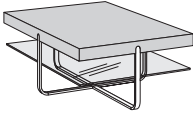
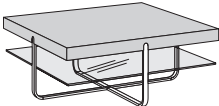
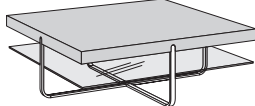
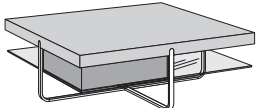


## List of versions

Version no.	Upper tabletop versions	Price group
<b>1058</b>	Pure white lacquer	I
<b>0299</b>	White lacquer	I
<b>1685</b>	Grey lacquer	I
<b>2208</b>	Silk grey lacquer	I
<b>1260</b>	Natural oak	II
<b>1529</b>	Core walnut	III
Version no.	Lower tabletop versions	
<b>0986</b>	Optiwhite clear glass	
<b>0954</b>	Stained glass	
Version no.	Metal substructure versions	Price group
<b>1058</b>	Pure white lacquer	I
<b>0299</b>	White lacquer	I
<b>1685</b>	Grey lacquer	I
<b>2208</b>	Silk grey lacquer	I
<b>2332</b>	Quartz structured lacquer	I
<b>2333</b>	Anthracite structured lacquer	I
<b>2220</b>	High-gloss chrome	II

**Revolving drawer** only available in anthracite structured lacquer (version no. 2333).

## Coffee tables CT 240

<b>Coffee tables CT 240</b> 41.0 cm high; optionally with revolving drawer  Upper tabletop of wood (lacquer or veneer), lower tabletop of glass, substructure of lacquered metal or in high-gloss chrome	 75 x 75 cm		 75 x 120 cm	
	Table substructure in price group I	Table substructure in price group II	Table substructure in price group I	Table substructure in price group II
	<b>7540</b>	<b>7540</b>	<b>7541</b>	<b>7541</b>
	Price gr. I	-	-	-
	Price gr. II	-	-	-
	Price gr. III	-	-	-
<b>Revolving drawer for coffee tables</b>  The coffee tables can be optionally fitted with a revolving drawer against a surcharge.  Revolving drawer only available in anthracite structured lacquer.  Max. load of revolving drawer: 7 kg	 100 x 100 cm		 120 x 120 cm	
	Table substructure in price group I	Table substructure in price group II	Table substructure in price group I	Table substructure in price group II
	<b>1040</b>	<b>1040</b>	<b>1240</b>	<b>1240</b>
	Price gr. I	-	-	-
	Price gr. II	-	-	-
	Price gr. III	-	-	-
<b>Revolving drawer for coffee tables</b>  The coffee tables can be optionally fitted with a revolving drawer against a surcharge.  Revolving drawer only available in anthracite structured lacquer.  Max. load of revolving drawer: 7 kg	 for coffee table 75 x 75 cm and 75 x 120 cm		 for coffee table 100 x 100 cm	
	<b>75</b>		<b>100</b>	
	-		<b>120</b>	
<b>Revolving drawer for coffee tables</b>  The coffee tables can be optionally fitted with a revolving drawer against a surcharge.  Revolving drawer only available in anthracite structured lacquer.  Max. load of revolving drawer: 7 kg	<b>75</b>		<b>100</b>	
	-		<b>120</b>	
	-		-	

# CT 230

A coffee table with a clear statement: the **CT 230** convinces with a straight-lined design in a confident manner – and is available in several sizes and versions. Outstanding combinations with a tabletop made of wood, lacquer or ceramic, an additional storage shelf made of glass and a substructure with an elegant metal powder coating are possible. A spacious drawer that is discreetly integrated into the table frame, offers further storage.

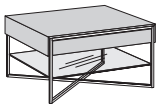
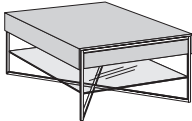
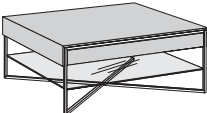
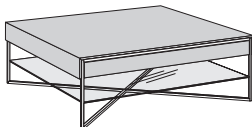
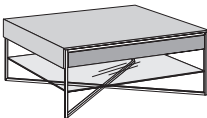


## List of versions

Version no.	Upper tabletop versions / upper side cover panel for ceramic versions	Price group
1058	Pure white lacquer	I
0299	White lacquer	I
1685	Grey lacquer	I
2208	Silk grey lacquer	I
1260	Natural oak	II
1529	Core walnut	III
2369	Ceramic zaha stone / Light grey lacquer	IV
2370	Ceramic storm nero / Grey lacquer	IV
2268	Ceramic calacatta / Pure white lacquer	IV
NEW 2483	Ceramic grigia / Light grey lacquer	IV
NEW 2484	Ceramic shilin slate / Light brown lacquer	IV
NEW 2485	Ceramic umbra marron / Grey lacquer	IV
2270	Ceramic pulpis / Light brown lacquer	IV
Version no.	Lower tabletop versions	
0986	Optiwhite clear glass	
0954	Stained glass	
Version no.	Metal substructure versions	Price group
1058	Pure white lacquer	I
0299	White lacquer	I
1685	Grey lacquer	I
2208	Silk grey lacquer	I
2332	Quartz structured lacquer	I
2333	Anthracite structured lacquer	I
2220	High-gloss chrome	II

Upper side cover panel always in the same version than the upper tabletop; exception: the upper side cover panel is matt lacquered for ceramic versions (see above).

## Coffee tables CT 230

<b>Coffee tables CT 230</b> 41.0 cm high; optionally with drawer  Upper tabletop of wood (lacquer or veneer) or ceramic, lower tabletop of glass, substructure of lacquered metal or in high-gloss chrome		<div>  </div> <div>75 x 75 cm</div>				<div>  </div> <div>75 x 120 cm</div>			
		Table substructure in price group I	Table substructure in price group II	Table substructure in price group I	Table substructure in price group II	Table substructure in price group I	Table substructure in price group II	Table substructure in price group I	Table substructure in price group II
<b>Price gr.</b>		<b>7530</b>	<b>7530</b>	<b>7531</b>	<b>7531</b>	<b>7531</b>	<b>7531</b>	<b>7531</b>	<b>7531</b>
I		-	-	-	-	-	-	-	-
II		-	-	-	-	-	-	-	-
III		-	-	-	-	-	-	-	-
IV		-	-	-	-	-	-	-	-
		<div>  </div> <div>100 x 100 cm</div>				<div>  </div> <div>120 x 120 cm</div>			
		Table substructure in price group I	Table substructure in price group II	Table substructure in price group I	Table substructure in price group II	Table substructure in price group I	Table substructure in price group II	Table substructure in price group I	Table substructure in price group II
<b>Price gr.</b>		<b>1030</b>	<b>1030</b>	<b>1230</b>	<b>1230</b>	<b>1230</b>	<b>1230</b>	<b>1230</b>	<b>1230</b>
I		-	-	-	-	-	-	-	-
II		-	-	-	-	-	-	-	-
III		-	-	-	-	-	-	-	-
IV		-	-	-	-	-	-	-	-
<b>Drawer for coffee tables</b>  The coffee tables can be fitted with an optional drawer against a surcharge. The upper side cover panel will be replaced by a drawer in this case.  Max. number of drawers: 1 drawer (for dimension 75 x 75 cm) resp. 2 drawers (for all other dimensions)		<div>  </div>							
		for coffee table 75 x 75 cm and 75 x 120 cm		for coffee table 100 x 100 cm		for coffee table 120 x 120 cm			
		<b>75</b>		<b>100</b>		<b>120</b>			
		-		-		-			



CT 220

The diagonal millings of the **CT 220** create a dynamic overall look. The solid wooden versions natural oak and walnut highlight the natural yet elegant feel. Strong accents in anthracite structured lacquer provide an excellent contrast.

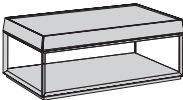
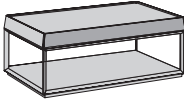


List of versions

Version no.	Lower tabletop versions / Upper tabletop versions	Price group
2442	Solid natural oak rough look / Natural oak rough look	I
1873	Solid walnut / Core walnut	II

**Upper tabletop** is also available in anthracite structured lacquer (version no. 2333). Please state clearly in the order!

Coffee tables CT 220

<p><b>Coffee tables CT 220</b> 40.7 cm high; optionally with drawer</p> <p>Table substructure of metal, powder-coated anthracite</p>		 <p>105.6 x 70.4 cm</p>	
<p><b>Price gr.</b> I II</p>		<p><b>1020</b></p> <p>-</p> <p>-</p>	
<p><b>Drawer for coffee tables</b></p> <p>The coffee tables can be fitted with an optional drawer against a surcharge.</p>		 <p><b>105</b></p> <p>-</p>	

# CT 210

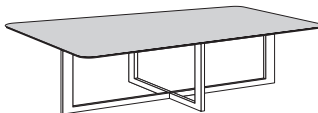
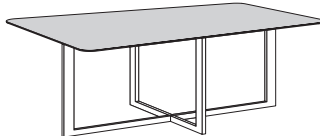
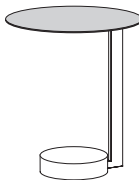
Soft curves characterise the classic yet extravagant design of the CT 210 coffee table: The solid table top is tapered towards the edge, instead of hard angles you will find soft transitions, providing a beautiful look and feel. With its solid quality, elegant materials, timeless design and convincing functionality, the CT 210 perfectly fits into any home.



### List of versions

<b>Version no.</b> <b>2390</b> <b>2389</b>	<b>Tabletop versions</b> Solid oak natura Solid oak anthracite
<b>Version no.</b> <b>2374</b> <b>2375</b>	<b>Table substructure versions</b> Metal powder-coated antracite Metal powder-coated quartz

## Coffee tables CT 210

<b>Coffee tables and ancillary table CT 210</b> 26.3; 36.5 or 46.8 cm high  Tabletop of solid wood, sub-structure of powder-coated metal	26.3 cm high		36.5 cm high	
				
	103.2 x 64.2 cm		103.2 x 64.2 cm	
		<b>944</b>		<b>945</b>
		-		-
	46.8 cm high			
				
		<b>946</b>		
		-		

CT 200

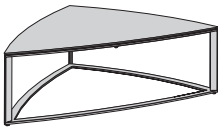
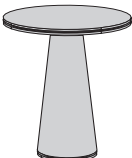
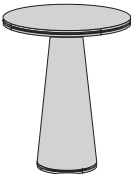
If you love clear lines and gentle curves, you will find your perfect companions in the tables from CT 200. They take up the organic form of the elliptical units in NAVIS but also cut an elegant figure as solo units or when combined with one another. The arches of the coffee tables in metal, glass and ceramics open up the space in front of the sofa rather than enclosing it.



List of versions

Version no.	Tabletop versions	Price group
1260	Natural oak	I
1529	Core walnut	I
2369	Ceramic zaha stone	II
2370	Ceramic storm nero	II
2268	Ceramic calacatta	II
NEW 2483	Ceramic grigia	II
NEW 2484	Ceramic shilin slate	II
NEW 2485	Ceramic umbra marron	II
2270	Ceramic pulpis	II
Version no.	Table substructure versions	
2251	Powder-coated pure white	
2374	Powder-coated anthracite	

Coffee tables CT 200

<b>Coffee tables CT 200</b> 35.0; 42.0 or 49.0 cm high  Tabletop of wood or ceramic, substructure or column of powder-coated metal		35.0 cm high	
			
		108.7 x 100 cm	
<b>Price gr.</b> I II	<b>911</b>		
	-		
42.0 cm high		49.0 cm high	
			
Ø 43 cm		Ø 43 cm	
<b>Price gr.</b> I II	<b>944</b>		<b>945</b>
	-		-

# CT 180

The CT 180 coffee table in sizes of 111 x 47.6 cm and 111 x 111 cm provides one or two drawers which are opened in opposite directions.


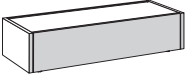

### List of versions

Version no.	Carcase and front	Price group
1058	Pure white lacquer	I
2208	Silk grey lacquer	I
2146	Planked oak	II

**Changing versions:**  
For CT 180 it is also possible to order tabletop, table carcass and drawer(s) in different versions. Please mark the changed colour parts in the order. When versions from different price groups are exchanged, the higher price group is always charged (except: changed versions of tabletop).

Version no.	Accent: Tabletop	
2238	Concrete grey	
2475	Bronze	

**Note:**  
The concrete grey and bronze accent versions are only available for the tabletop.

Coffee tables CT 180			Tabletop of coffee table optionally available in <b>concrete grey</b> and <b>bronze</b> versions (without surcharge). Please state clearly in the order!	
Coffee tables CT 180 on 1.8 cm high plinth adjusters; 28.8 cm high	1 drawer		2 drawers	
				
	111 x 47.6 cm		111 x 111 cm	
	Price gr.	151	111	
	I	-	-	
	II	-	-	



CT 170

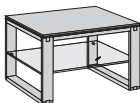
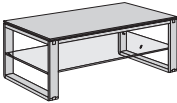
The CT 170 coffee table stands on arched supports of solid wood, in high-gloss chrome or in black metal and is available in sizes of 70 x 70 cm and 120 x 70 cm. The CT 170 can be fitted with an optional drawer.



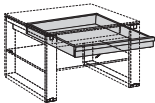
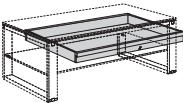
List of versions

Version no.	Versions
2495	Solid ash natura
1288	Solid natural oak

Coffee tables CT 170

<p><b>Coffee tables CT 170</b> 45.0 cm high</p> <p>Top shelf of wood, bottom shelf of clear glass</p> <p>Arched supports optionally in wood version, high-gloss chrome or in black metal; <b>please state the required version clearly in the order!</b></p> <p>The coffee tables can be fitted with an optional drawer against a surcharge (see below)!</p>				
	70 x 70 cm		120 x 70 cm	
	Arched supports in wood version	Arched supports in high-gloss chrome or black metal	Arched supports in wood version	Arched supports in high-gloss chrome or black metal
	771	771	171	171
	-	-	-	-

Accessories for coffee table: drawer

<p><b>Drawer</b> with solid wood drawer front</p> <p>The coffee tables can be fitted with an optional drawer against a surcharge.</p>	Drawer for 70 cm wide coffee table		Drawer for 120 cm wide coffee table	
				
	70		120	
	-		-	

# CT 160

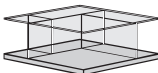
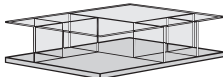
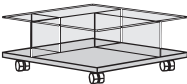
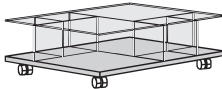
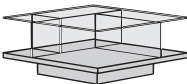
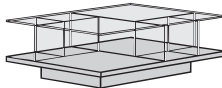
The CT 160 coffee table in sizes of 80 x 80 cm and 110 x 80 cm offers three different plinth versions. The bottom shelf is veneered, lacquered or in knotted wood, the top section is of glass, in one of four optional glass versions.



### List of versions bottom shelf


Version no.	Versions	Price group
1058	Pure white lacquer	I
0299	White lacquer	I
1685	Grey lacquer	I
1260	Natural oak	III
1529	Core walnut	III
2229	Knotted oak	IV
2230	Knotted core walnut	IV

## Coffee tables CT 160

<b>Coffee tables CT 160</b> 26.3 cm hoch (incl. 1.5 cm high plinth adjusters)  Top section of glass, opti- nally in one of the 4 types of glass, 22.0 cm high  Bottom shelf in lacquer, veneer or knotted wood	 80 x 80 cm				 110 x 80 cm				
	<b>Price gr.</b> <b>I</b> <b>III</b> <b>IV</b>	Clear glass	Stained glass	Bronzed glass	Optiwhite clear glass	Clear glass	Stained glass	Bronzed glass	Optiwhite clear glass
		<b>8811</b>	<b>8813</b>	<b>8814</b>	<b>8812</b>	<b>1811</b>	<b>1813</b>	<b>1814</b>	<b>1812</b>
	-	-	-	-	-	-	-	-	
	-	-	-	-	-	-	-	-	
	-	-	-	-	-	-	-	-	
<b>Coffee tables CT 160</b> 32.7 cm high (incl. 8.0 cm high castors)  See above for further description of coffee table CT 160!	 80 x 80 cm				 110 x 80 cm				
	<b>Price gr.</b> <b>I</b> <b>III</b> <b>IV</b>	Clear glass	Stained glass	Bronzed glass	Optiwhite clear glass	Clear glass	Stained glass	Bronzed glass	Optiwhite clear glass
		<b>8821</b>	<b>8823</b>	<b>8824</b>	<b>8822</b>	<b>1821</b>	<b>1823</b>	<b>1824</b>	<b>1822</b>
	-	-	-	-	-	-	-	-	
	-	-	-	-	-	-	-	-	
	-	-	-	-	-	-	-	-	
<b>Coffee tables CT 160</b> 35.0 cm high (incl. 10.3 cm high plinth in high-gloss chrome)  See above for further description of coffee table CT 160!	 80 x 80 cm				 110 x 80 cm				
	<b>Price gr.</b> <b>I</b> <b>III</b> <b>IV</b>	Clear glass	Stained glass	Bronzed glass	Optiwhite clear glass	Clear glass	Stained glass	Bronzed glass	Optiwhite clear glass
		<b>8831</b>	<b>8833</b>	<b>8834</b>	<b>8832</b>	<b>1831</b>	<b>1833</b>	<b>1834</b>	<b>1832</b>
	-	-	-	-	-	-	-	-	
	-	-	-	-	-	-	-	-	
	-	-	-	-	-	-	-	-	

CT 110

The CT 110 coffee table stands on a base plate made of stainless steel and a wooden plinth. The column is made of metal, anthracite powder-coated, while the top is in rear-lacquered glass. Three tables can also be adjusted in height using a manual device fitted under the glass top. The CT 110 is available in sizes of 70 x 70 cm, 90 x 90 cm and 120 x 70 cm.



List of versions

Version no.	Versions
0299	White lacquer
1260	Natural oak
1529	Core walnut

Coffee tables CT 110

<p><b>Coffee tables CT 110</b> 35.0 cm high</p> <p>Base plate made of stainless steel; plinth and lower shelf veneer or lacquer; column of metal, anthracite powder-coated</p> <p>Glass top in rear-lacquered glass</p>									
	70 x 70 cm			90 x 90 cm			120 x 70 cm		
	Top glass shelf: white rear-lacquered	Top glass shelf: black rear-lacquered	Top glass shelf: grey rear-lacquered	Top glass shelf: white rear-lacquered	Top glass shelf: black rear-lacquered	Top glass shelf: grey rear-lacquered	Top glass shelf: white rear-lacquered	Top glass shelf: black rear-lacquered	Top glass shelf: grey rear-lacquered
	07111	07211	07511	09111	09211	09511	02111	02211	02511
<p><b>Coffee tables CT 110 adjustable in height to any setting from 40-55 cm</b> using handswitch below glass top</p> <p>Base plate made of stainless steel; plinth and lower shelf veneer or lacquer; column of metal, anthracite powder-coated</p> <p>Glass top in rear-lacquered glass</p>									
	70 x 70 cm			90 x 90 cm			120 x 70 cm		
	Top glass shelf: white rear-lacquered	Top glass shelf: black rear-lacquered	Top glass shelf: grey rear-lacquered	Top glass shelf: white rear-lacquered	Top glass shelf: black rear-lacquered	Top glass shelf: grey rear-lacquered	Top glass shelf: white rear-lacquered	Top glass shelf: black rear-lacquered	Top glass shelf: grey rear-lacquered
	07121	07221	07521	09121	09221	09521	02121	02221	02521

# CT 90

The CT 90 coffee table is available in many different versions and in sizes of 80 x 80 cm and 110 x 110 cm. The top glass surface is rear-lacquered, the lower surface in matt lacquer. The CT 90 is also fitted with an optional veneered revolving drawer – optionally with LED lamp – in a number of different versions.

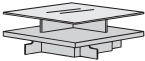
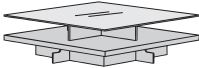


### List of versions bottom shelf

Version no.	Versions
0366	Black lacquer
0424	White lacquer
1685	Grey lacquer
2208	Silk grey lacquer

**Please note:** Please state the version no. for the required version of the lower surface in your order. If no details are stated in the order, the lower surface is delivered in the same colour as the top glass surface!

## Coffee tables CT 90

<b>Coffee tables CT 90 without revolving drawer</b> 32.0 cm high  Top surface of rear-lacquered glass; bottom surface in matt lacquer (see list of versions)  On plinth frame, high-gloss chrome								
without revolving drawer								
 80 x 80 cm					 110 x 110 cm			
without revolving drawer	Top glass surface rear-lacquered in:				Top glass surface rear-lacquered in:			
	black	white	grey	silk grey	black	white	grey	silk grey
	0819	0829	0869	0889	0119	0129	0169	0189
	-	-	-	-	-	-	-	-

## Coffee tables CT 90

**Coffee tables CT 90 with 1 revolving drawer**  
32.0 cm high

See previous page for further description of coffee table CT 90!

Revolving drawer in veneer  
Max. load of revolving drawer: 7 kg

with 1 revolving drawer



80 x 80 cm



110 x 110 cm

with 1 revolving drawer in:	Top glass surface rear-lacquered in:				Top glass surface rear-lacquered in:			
	black	white	grey	silk grey	black	white	grey	silk grey
Natural oak	08194 -	08294 -	08694 -	08894 -	01194 -	01294 -	01694 -	01894 -
Core walnut	08195 -	08295 -	08695 -	08895 -	01195 -	01295 -	01695 -	01895 -

**Coffee tables CT 90 with 1 revolving drawer incl. LED lamps**  
32.0 cm high

See previous page for further description of coffee table CT 90!

LED lamps, 7.5 V, 1.0 W operated by standard AAA 1.5 V batteries supplied (rechargeable batteries not possible); with automatic switch when revolving drawer is swung out.

Luminaire < 60 lm

with 1 revolving drawer incl. LED lamps



80 x 80 cm



110 x 110 cm

with 1 revolving drawer in:	Top glass surface rear-lacquered in:				Top glass surface rear-lacquered in:			
	black	white	grey	silk grey	black	white	grey	silk grey
Natural oak	18194 -	18294 -	18694 -	18894 -	11194 -	11294 -	11694 -	11894 -
Core walnut	18195 -	18295 -	18695 -	18895 -	11195 -	11295 -	11695 -	11895 -



# CT 10










The CT 10 coffee table is a modern classic on light bronze coloured legs. A great number of versions and dimensions can be chosen for the sub-structure as well as the top and bottom shelf.



### List of versions

Version no.	Versions	Price group
0299	White lacquer	I
1058	Pure white lacquer	I
1260	Natural oak	I
1529	Core walnut	III

## Coffee tables CT 10

<div><div>Coffee tables CT 10</div><div>45.0 cm high</div><div>Top surface optionally in lacquer, veneer, clear glass, satinised glass, stained glass or rear-lacquered glass</div><div>Bottom shelf in lacquer or veneer</div><div>on light bronze coloured legs</div></div>												
<div><div><div><div></div><div>70 x 70 cm</div></div><div><div>with wooden surface</div><div>0711</div><div>-</div></div></div><div><div><div></div><div>90 x 90 cm</div></div><div><div>with wooden surface</div><div>0911</div><div>-</div></div></div><div><div><div></div><div>120 x 70 cm</div></div><div><div>with wooden surface</div><div>01211</div><div>-</div></div></div></div>												
<div><div><div><div></div><div>70 x 70 cm</div></div><div><div><div></div><div>90 x 90 cm</div></div><div><div><div></div><div>120 x 70 cm</div></div></div></div></div></div>												
	with rear-lacq. glass surface, white	with rear-lacq. glass surface, sand	with rear-lacq. glass surface, grey	with rear-lacq. glass surface, pure white	with rear-lacq. glass surface, white	with rear-lacq. glass surface, sand	with rear-lacq. glass surface, grey	with rear-lacq. glass surface, pure white	with rear-lacq. glass surface, white	with rear-lacq. glass surface, sand	with rear-lacq. glass surface, grey	with rear-lacq. glass surface, pure white
	07119	07118	07117	07116	09119	09118	09117	09116	012119	012118	012117	012116
Price gr. I III	-	-	-	-	-	-	-	-	-	-	-	-
<div><div><div><div></div><div>70 x 70 cm</div></div><div><div><div></div><div>90 x 90 cm</div></div><div><div><div></div><div>120 x 70 cm</div></div></div></div></div></div>												
	with clear glass surface	with sat. glass surface	with stained glass surface	with clear glass surface	with sat. glass surface	with stained glass surface	with clear glass surface	with sat. glass surface	with stained glass surface	with clear glass surface	with sat. glass surface	with stained glass surface
	076	077	078	096	097	098	0126	0127	0128			
Price gr. I III	-	-	-	-	-	-	-	-	-	-	-	-

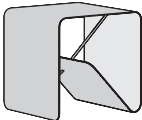

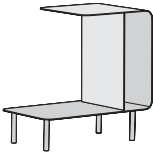
Ancillary tables BT01



List of versions

Version no.	Versions
2336 0038	Quartz lacquer Anthracite lacquer

Ancillary tables BT01

<b>Ancillary tables BT01</b> Ancillary tables of lacquered metal								
	Height x Width x Depth42.5 x 42.5 x 40				50 x 43.5 x 41			
		Quartz lacquer <b>501</b>	Anthracite lacquer <b>502</b>		Quartz lacquer <b>511</b>	Anthracite lacquer <b>512</b>		
		-	-		-	-		
								
	Height x Width x Depth52.1 x 51.5 x 32							
		Quartz lacquer <b>521</b>	Anthracite lacquer <b>522</b>					
		-	-					

## **hülsta COUCHTISCHE**

Stand: E 1. 2024

Design and concept legally protected, subject to error and alterations to construction, colour and materials by way of technological progress.

hülsta-werke · Karl-Hüls-Straße 1 · D-48703 Stadthohe  
Tel. +49 (0) 2563 / 86-0 · Fax +49 (0) 2563 / 86-1000  
[www.huelsta.com](http://www.huelsta.com)

