

now!
by hülsta

TO GO COLOUR

7/23
E

www.now.huelsta.com

now! to go colour

You have the choice, but you don't have to commit: now! to go colour is a modular system for flexible, creative and thus also sustainable living. Storage space or bureau, console or kitchen cabinet? With now! to go colour you get it all at once – simply to take away. Planned for a long time or spontaneously combined, open or closed, upright or crosswise, monochrome or coloured, with high-gloss lacquer or wood, always new. You can set accents in garnet red or natural oak, arrange now! to go colour to float or place it on a pedestal: With the right frame, a purist element becomes an exciting solitaire.

Planning notes

Lists of versions

Versions variant 1

Carcase Snow white
Front High-gloss pure white lacquer

Versions variant 2

Carcase Diamond grey
Front High-gloss diamond grey lacquer

Versions variant 3

Carcase Diamond grey
Front High-gloss garnet red lacquer

Versions variant 4

Carcase Diamond grey
Front Natural oak (veneer)

Versions variant 5

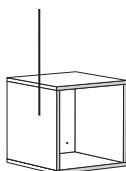
Colour Combination (only for suggested combinations)
--

Melamine resin coated surface

(snow white, diamond grey) especially robust and expedient due to the impervious and therefore hygienic surface which is also very easy to clean!

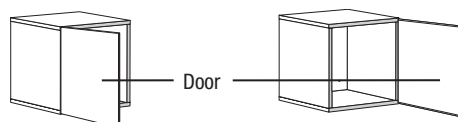
Box small, open

Carcase in snow white (variant 1) or diamond grey (variants 2, 3, 4)



Box small, closed

Carcase in snow white and front in high-gloss pure white lacquer (variant 1), carcass in diamond grey and front in high-gloss diamond grey lacquer (variant 2), carcass in diamond grey and front in high-gloss garnet red lacquer (variant 3) or carcass in diamond grey and front in natural oak (variant 4)

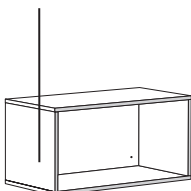


Note:

Door hinge (left or right) optional during assembly

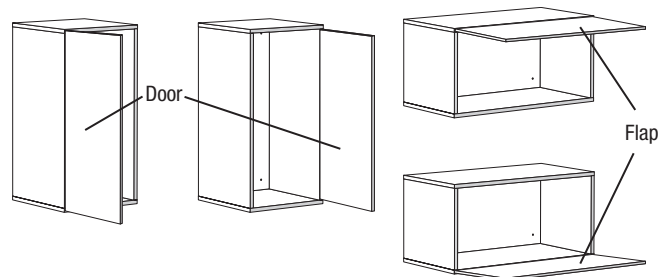
Box large, open

Carcase in snow white (variant 1) or diamond grey (variants 2, 3, 4)



Box large, closed

Carcase in snow white and front in high-gloss pure white lacquer (variant 1), carcass in diamond grey and front in high-gloss diamond grey lacquer (variant 2), carcass in diamond grey and front in high-gloss garnet red lacquer (variant 3) or carcass in diamond grey and front in natural oak (variant 4)

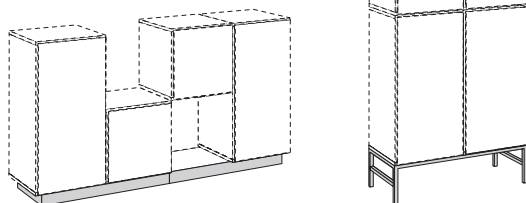


Note:

Door hinge (left or right) for vertical assembly or flap hinge (top or bottom) for horizontal assembly optional during assembly

all boxes

All boxes can be planned on a black plinth or on a black substructure. Wall fitting of the boxes necessary.



- All fronts with a gentle closing
- Since 1996, we are entitled to label all of our modular furniture and base frames with the strictly regulated "Blue Angel", which awards products that are low in emissions and especially environmentally friendly.
- **Important note:** Because orders are read automatically, the correct type number for the required unit must be stated in the order. Please be sure to remember this in the order!



Important note:
Because orders are read automatically, the correct type number for the required unit must be stated in the order.
Please be sure to remember this in the order!



● ● ● made in germany

Suggested combinations

As an alternative to planning an individual unit there is the possibility of choosing from specially suggested combinations. This eases planning.

Suggested combinations with plinth

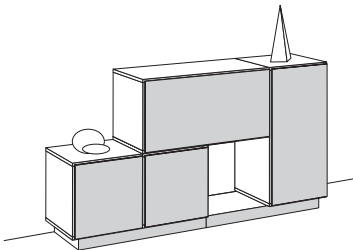
with 4 boxes; 150 cm wide

consisting of:
2x box small, closed
2x box large, closed

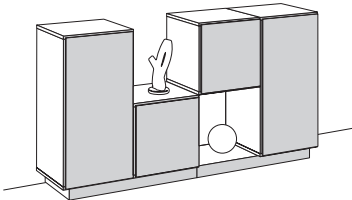


Examples of use

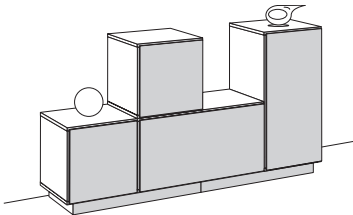
1



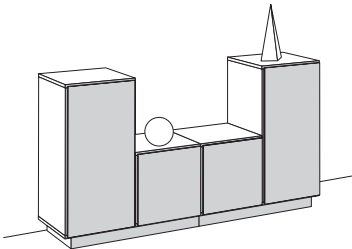
2



3



4



Article	Suggested combination	
	Order no.	
Carcase snow white / front high-gloss pure white lacquer	9804111	-
Carcase diamond grey / front high-gloss diamond grey lacquer	9804112	-
Carcase diamond grey / front high-gloss garnet red lacquer	9804113	-
Carcase diamond grey / front natural oak	9804114	-
Colour Combination (see the colour photo above)	9804115	-


Suggested combinations

As an alternative to planning an individual unit there is the possibility of choosing from specially suggested combinations. This eases planning.

Suggested combinations with plinth

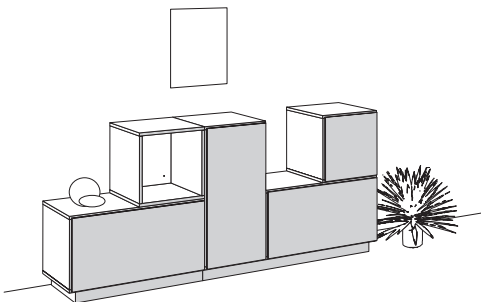
with 5 boxes; 187.5 cm wide

consisting of:
1x box small, open
1x box small, closed
3x box large, closed

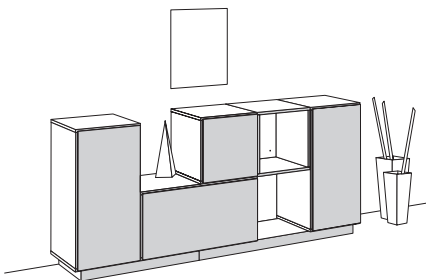


Examples of use

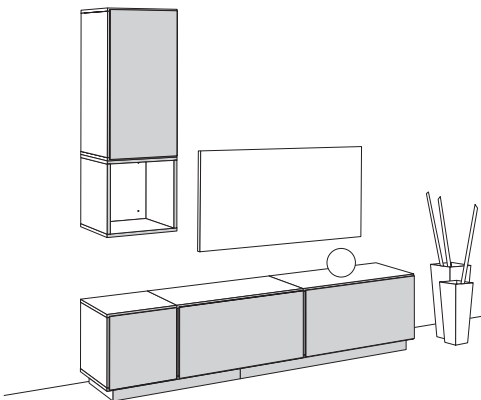
1



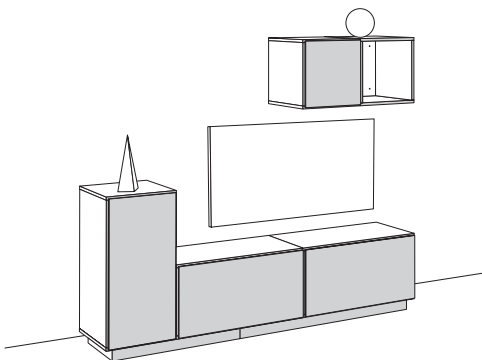
2



3



4



Article	Suggested combination	
	Order no.	
Carcase snow white / front high-gloss pure white lacquer	9805111	-
Carcase diamond grey / front high-gloss diamond grey lacquer	9805112	-
Carcase diamond grey / front high-gloss garnet red lacquer	9805113	-
Carcase diamond grey / front natural oak	9805114	-
Colour Combination (see the colour photo above)	9805115	-

Important note:
Because orders are read automatically, the correct type number for the required unit must be stated in the order.
Please be sure to remember this in the order!



● ● ● made in germany

Suggested combinations

As an alternative to planning an individual unit there is the possibility of choosing from specially suggested combinations. This eases planning.

Suggested combinations with plinth

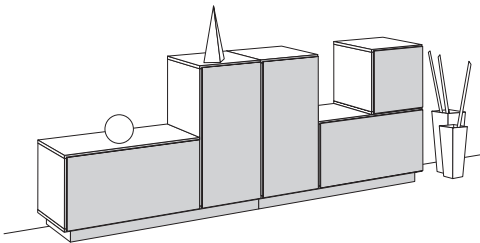
with 5 boxes; 225 cm wide

consisting of:
1x box small, closed
4x box large, closed

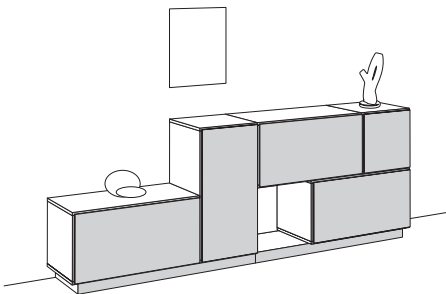


Examples of use

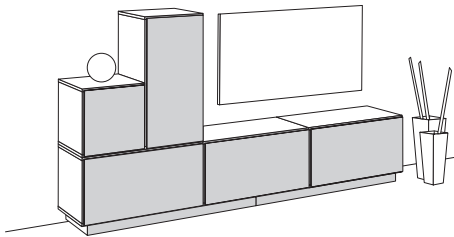
1



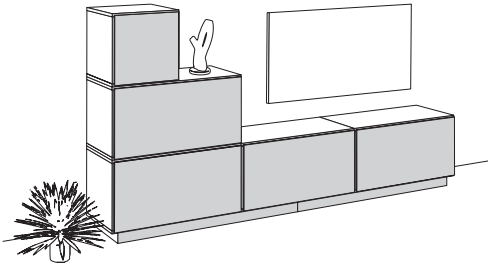
2



3



4



Article	Suggested combination	
	Order no.	
Carcase snow white / front high-gloss pure white lacquer	9805121	-
Carcase diamond grey / front high-gloss diamond grey lacquer	9805122	-
Carcase diamond grey / front high-gloss garnet red lacquer	9805123	-
Carcase diamond grey / front natural oak	9805124	-
Colour Combination (see the colour photo above)	9805125	-

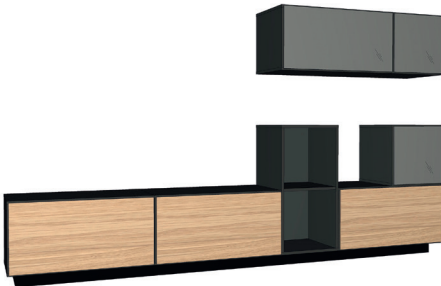
Suggested combinations

As an alternative to planning an individual unit there is the possibility of choosing from specially suggested combinations. This eases planning.

Suggested combinations with plinth

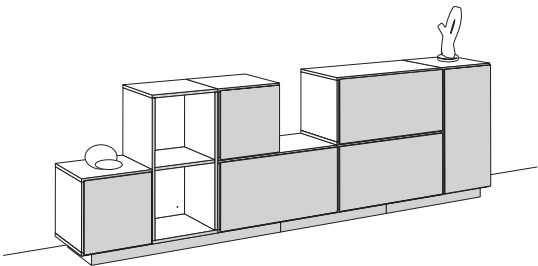
with 7 boxes; 262.5 cm wide

- consisting of:
2x box small, closed
1x box large, open
4x box large, closed
1x fitted shelf

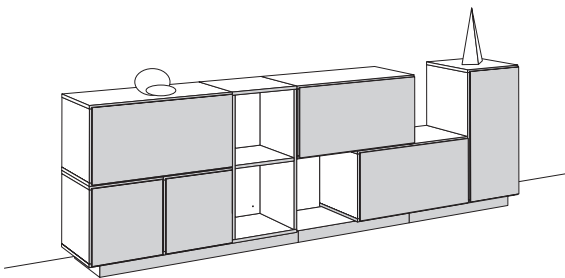


Examples of use

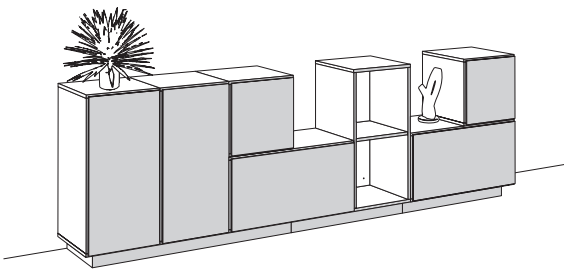
1



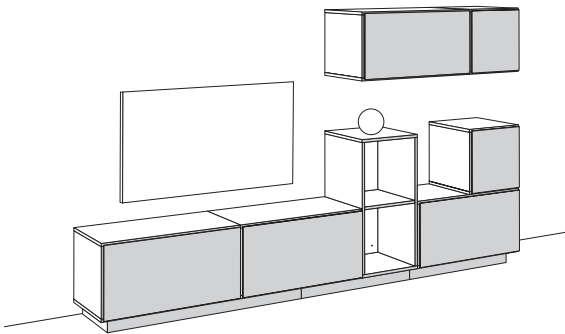
2



3



4



Article	Suggested combination	
	Order no.	
Carcase snow white / front high-gloss pure white lacquer	9807111	-
Carcase diamond grey / front high-gloss diamond grey lacquer	9807112	-
Carcase diamond grey / front high-gloss garnet red lacquer	9807113	-
Carcase diamond grey / front natural oak	9807114	-
Colour Combination (see the colour photo above)	9807115	-

Important note:
Because orders are read automatically, the correct type number for the required unit must be stated in the order.
Please be sure to remember this in the order!



● ● ● made in germany

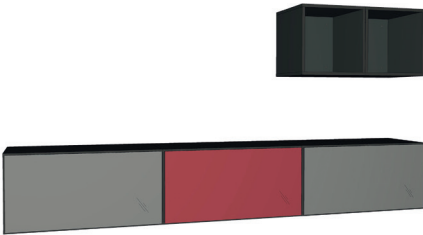
Suggested combinations

As an alternative to planning an individual unit there is the possibility of choosing from specially suggested combinations. This eases planning.

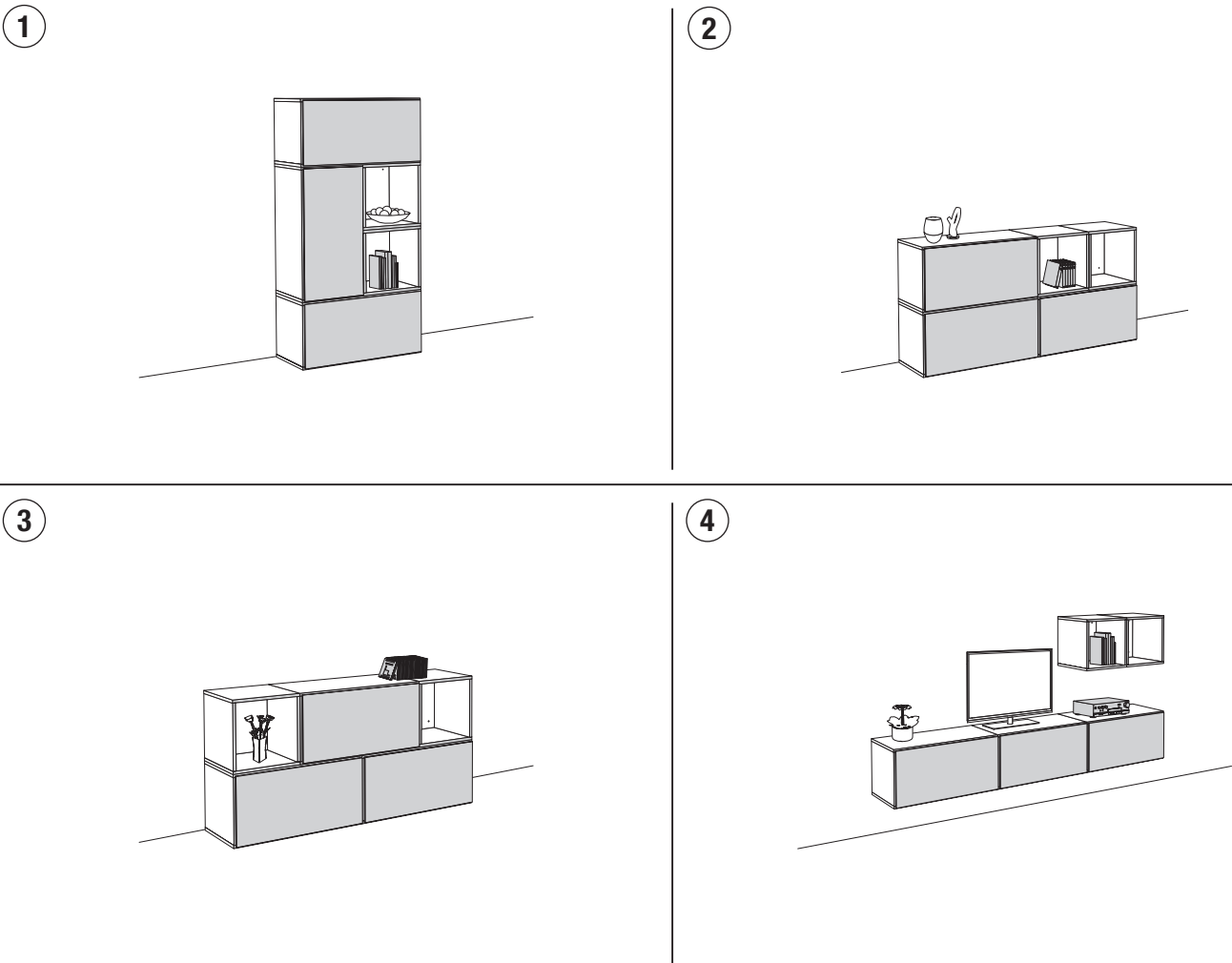
Suggested combinations without plinth

with 5 boxes

consisting of:
2x box small, open
3x box large, closed



Examples of use



Article	Suggested combination	
	Order no.	
Carcase snow white / front high-gloss pure white lacquer	9805011	-
Carcase diamond grey / front high-gloss diamond grey lacquer	9805012	-
Carcase diamond grey / front high-gloss garnet red lacquer	9805013	-
Carcase diamond grey / front natural oak	9805014	-
Colour Combination (see the colour photo above)	9805015	-

Suggested combinations

As an alternative to planning an individual unit there is the possibility of choosing from specially suggested combinations. This eases planning.

Suggested combinations without plinth

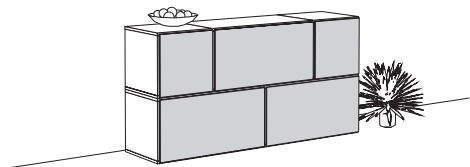
with 5 boxes

consisting of:
2x box small, closed
3x box large, closed




Examples of use

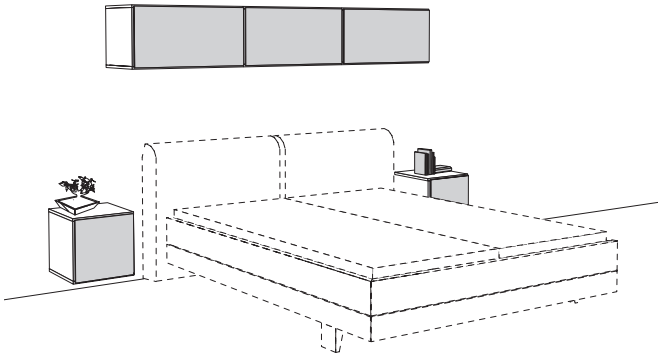
1



2



3



4



Article	Suggested combination	
	Order no.	
Carcase snow white / front high-gloss pure white lacquer	9805021	-
Carcase diamond grey / front high-gloss diamond grey lacquer	9805022	-
Carcase diamond grey / front high-gloss garnet red lacquer	9805023	-
Carcase diamond grey / front natural oak	9805024	-
Colour Combination (see the colour photo above)	9805025	-

Important note:
Because orders are read automatically, the correct type number for the required unit must be stated in the order.
Please be sure to remember this in the order!



● ● ● made in germany

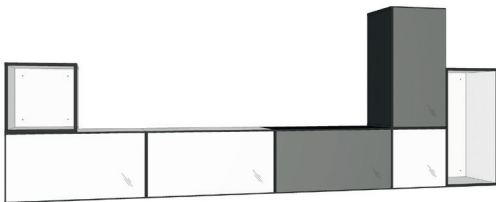
Suggested combinations

As an alternative to planning an individual unit there is the possibility of choosing from specially suggested combinations. This eases planning.

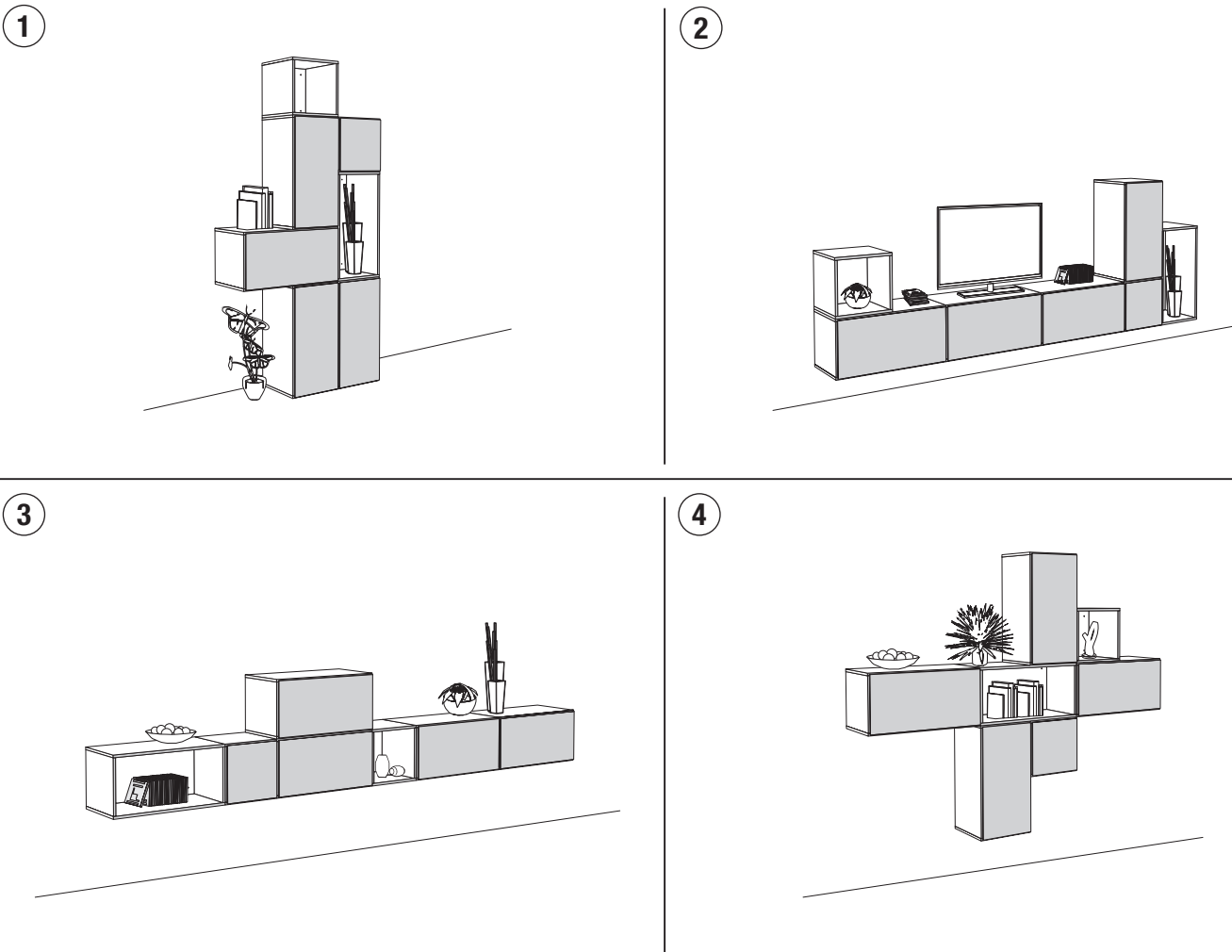
Suggested combinations without plinth

with 7 boxes

consisting of:
1x box small, open
1x box small, closed
1x box large, open
4x box large, closed



Examples of use



Article	Suggested combination	
	Order no.	
Carcase snow white / front high-gloss pure white lacquer	9807011	-
Carcase diamond grey / front high-gloss diamond grey lacquer	9807012	-
Carcase diamond grey / front high-gloss garnet red lacquer	9807013	-
Carcase diamond grey / front natural oak	9807014	-
Colour Combination (see the colour photo above)	9807015	-


Suggested combinations

As an alternative to planning an individual unit there is the possibility of choosing from specially suggested combinations. This eases planning.

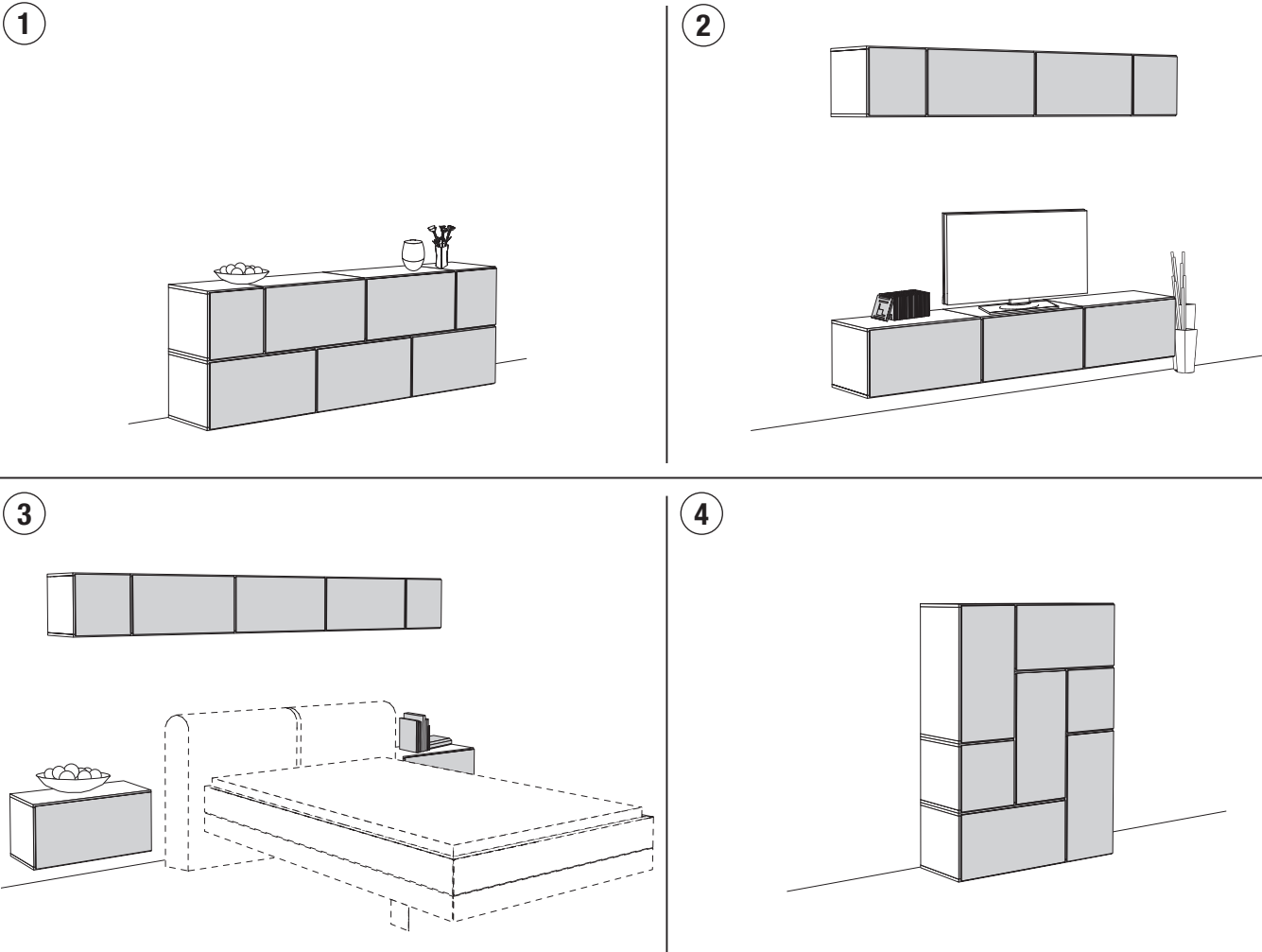
Suggested combinations without plinth

with 7 boxes

consisting of:
2x box small, closed
5x box large, closed



Examples of use



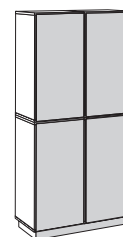
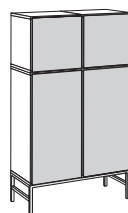
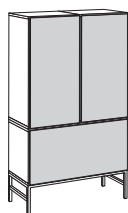
Article	Suggested combination	
	Order no.	
Carcase snow white / front high-gloss pure white lacquer	9807021	-
Carcase diamond grey / front high-gloss diamond grey lacquer	9807022	-
Carcase diamond grey / front high-gloss garnet red lacquer	9807023	-
Carcase diamond grey / front natural oak	9807024	-
Colour Combination (see the colour photo above)	9807025	-

Important note:

Because orders are read automatically, the correct type number for the required unit must be stated in the order.
Please be sure to remember this in the order!

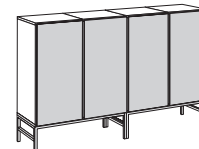
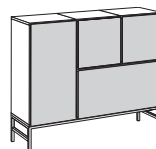
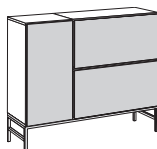
Single units

Single units



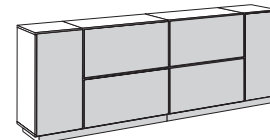
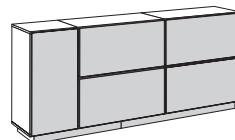
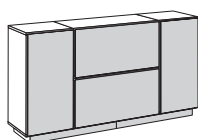
Article	Single units			
H x W x D in cm	132.5 x 75 x 39.2		132.5 x 75 x 39.2	
	Order no.		Order no.	Order no.
Carcase snow white / front high-gloss pure white lacquer	9801011	-	9801021	9801031
Carcase diamond grey / front high-gloss diamond grey lacquer	9801012	-	9801022	9801032
Carcase diamond grey / front high-gloss garnet red lacquer	9801013	-	9801023	9801033
Carcase diamond grey / front natural oak	9801014	-	9801024	9801034

Single units



Article	Single units			
H x W x D in cm	95 x 112.5 x 39.2		95 x 112.5 x 39.2	
	Order no.		Order no.	Order no.
Carcase snow white / front high-gloss pure white lacquer	9801041	-	9801051	9801061
Carcase diamond grey / front high-gloss diamond grey lacquer	9801042	-	9801052	9801062
Carcase diamond grey / front high-gloss garnet red lacquer	9801043	-	9801053	9801063
Carcase diamond grey / front natural oak	9801044	-	9801054	9801064

Single units

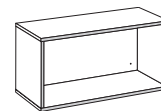
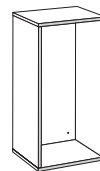
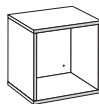


Article	Single units			
H x W x D in cm	81 x 150 x 39.2		81 x 187.5 x 39.2	
	Order no.		Order no.	Order no.
Carcase snow white / front high-gloss pure white lacquer	9801071	-	9801081	9801091
Carcase diamond grey / front high-gloss diamond grey lacquer	9801072	-	9801082	9801092
Carcase diamond grey / front high-gloss garnet red lacquer	9801073	-	9801083	9801093
Carcase diamond grey / front natural oak	9801074	-	9801084	9801094

Boxes, plinth, substructure, fitted shelf

Boxes open

Can be fitted horizontally and vertically



Article	Box small, open	Box large, open
H x W x D in cm	37.5 x 37.5 x 37.5	75 x 37.5 x 37.5
	Order no.	Order no.
Carcase snow white	703311 -	707311 -
Carcase diamond grey	703312 -	707312 -

Boxes closed

Front as hinge-door, optional left or right hinge

Front as hinge-door, optional left or right hinge (for vertical assembly; as in illustration 1) or as flap, optional top or bottom hinge for horizontal assembly; as in illustration 2)

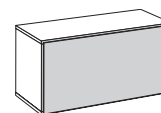
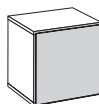


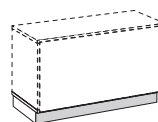
Illustration 1

Illustration 2

Article	Box small, closed	Box large, closed
H x W x D in cm	37.5 x 37.5 x 39.2	75 x 37.5 x 39.2
	Order no.	Order no.
Carcase snow white / front high-gloss pure white lacquer	713311 -	717311 -
Carcase diamond grey / front high-gloss diamond grey lacquer	713312 -	717312 -
Carcase diamond grey / front high-gloss garnet red lacquer	713313 -	717313 -
Carcase diamond grey / front natural oak	713314 -	717314 -

Plinth

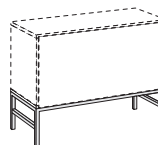
Plinth of honeycomb board, black



Article	Plinth	
H x W x D in cm	6 x 71 x 33.5	6 x 108.5 x 33.5
Order no.	703006	103006

Substructure

Substructure of metal, black



Article	Substructure	
H x W x D in cm	20 x 75 x 35.5	20 x 112.5 x 35.5
Order no.	703020	103020

Fitted shelf

can be fitted in large boxes, if these are mounted vertically



Article	Fitted shelf	
H x W x D in cm	1.6 x 34.3 x 35.7	
	Order no.	
snow white	704311	-
diamond grey	704312	-

Important note:

Because orders are read automatically, the correct type number for the required unit must be stated in the order. Please be sure to remember this in the order!

Possible arrangements



Wall fitting

Important notes:

Generally speaking, you as a dealer/qualified fitter are responsible for the correct wall mounting of the units. That is why wall mounting should only be carried out by properly trained and qualified fitters. hülsta supplies materials for mounting units on walls for nearly all the units and which should be used for safety and for constructional reasons. The assembly materials supplied by hülsta (plugs, screws) are only suitable for fitting components on to concrete in firmness class C12/15.

For other materials (please see next page) we provide you with an assembly mortar set as an extra order. Please note that this assembly mortar set is also only suitable for the materials listed in the materials table. If walls are made up of other materials (e.g. plastered or lighter wall materials), one should use another method of mounting better suited to the load on site. Please note that if the units are not mounted properly on the wall, there is a risk of the units falling down or tipping over – especially when alternative mounting materials acquired on site have been used.

For the reasons stated above it is absolutely essential to enquire about the composition of any walls before signing any contracts.

Further notes:

The wall units can only be fitted on absolutely solid walls. Light masonry is not suitable for this purpose.

Maximum loads

Maximum load

Max. load per unit: 15 kg

IR repeater set

IR repeater set

Infrared signal transmission set for operating media units behind wooden/high-gloss fronts. You can operate as many media units as you like in one compartment with one set. The following applies:

- At least 4 cm distance between unit and front
- One set must be used for each compartment
- The transmitter must be placed in the immediate vicinity of the receiver eye of the media unit
- High-frequency signals cannot be transmitted

The IR repeater set consists of:

- 1 receiver eye (ø 3.0 cm) incl. standing bracket (4.2 x 5.5 x 3.0 cm)
- 1 electric transmitter
- 1 plug EVG 12 V
- Cable clamps

Article	Infrared repeater set
	for lowboards (1 set per compartment)
Order no.	7777
	-

Cable aperture assembly set

Cable aperture assembly set

Cable aperture assembly set for fitting cable apertures on site in cover shelves, carcasses, centre partitions and rear walls in wood/lacquer/high-gloss lacquer versions. The cable aperture drill bit can be used with all standard power drills.

The cable aperture assembly set consists of:

- 1 cable aperture drill bit (Ø 60 mm)
- 3x cable aperture type K3 (aluminium colour)

Please be sure to follow the information and notes in the assembly instructions!

Article	Cable aperture assembly set
Order no.	1111
	-

Wall composition / assembly instruction

Important notes:









The composition of walls must be ascertained before concluding a contract and be checked by a qualified fitter before assembly takes place. Assembly may only be carried out by a qualified fitter under careful observation of the assembly instructions.

The plastic Rawl plugs supplied by hülsta as a standard set are only suitable for concrete \geq C12/15, if the wall composition and compression strength corresponds to the table below. Under no circumstances must a unit be assembled on light masonry.

Furthermore, we provide a mounting set with assembly mortar for the types of walls listed below (see assembly mortar set below). Again, assembly must be carried out by a qualified fitter under careful observation of the wall composition and assembly instruction. The compression strength levels stated below must be met under all circumstances.

Materials table

with a description of which sets are to be used with the following types of walls:

Standard set	Assembly mortar set only suitable for the materials stated below!			
Concrete C12/15 Compression strength \geq 15 N/mm ² 		Building bricks Mz 12 Compression strength \geq 12 N/mm ²		Solid blocks of light concrete V2 Compression strength \geq 2 N/mm ²
		Limestone blocks KS 12 Compression strength \geq 12 N/mm ²		Perforated blocks of light concrete Hbl 2 Compression strength \geq 2 N/mm ²
		Perforated sand lime bricks KSL12 Compression strength \geq 12 N/mm ²		Aerated concrete PP2 Compression strength \geq 2 N/mm ²
		Vertically perforated bricks HLz 12 Compression strength \geq 12 N/mm ² Bulk density \geq 1.0 kg/dm ³		

A different and more suitable type of mounting must be chosen by a qualified fitter in all other cases. hülsta cannot accept any responsibility for the choice of any other types of mounting! Please note that if the units are not mounted properly on the wall, there is a risk of the units falling down or tipping over – especially when alternative mounting materials acquired on site have been used. Generally speaking, you as a dealer/qualified fitter are responsible for the correct wall mounting of the units.



Mounting sets

Labelling in type list drawings / assembly notes for wall units

The majority of units have two wall mounting points (= number of support boards), if these are to be fitted as wall units. This is not explicitly mentioned in the type list. If a different number of wall mounting points (= support boards) is required, this is marked in the drawings in the type list with numbers in black boxes. Every support board requires four mounting screws.

- 3 = 3 support boards
4 = 4 support boards, etc.

One **assembly mortar set** is sufficient for up to a maximum of 3 support boards or 4 wall side-panels.

Important note: Depending on the composition of the wall (see wall types illustrated above), assembly must be carried out using the special assembly mortar set and a standard cartridge applicator tool which are the basic essentials for safe and clean workmanship.

Standard set

The standard set consists of 4 plastic Rawl plugs and 4 mounting screws and is sufficient for 1 support board. The standard sets are included in the packet of fittings to match the number of support boards.

Assembly mortar set for up to a maximum of 3 support boards consisting of:

- 9x injection retaining sleeve
- 9x screw-in sleeve
- 1x injection cartridge
- 2x static mixer
- 1x assembly instructions

Please use the mounting screws from the standard set (supplied free of charge).

Example of order:

- Add up number of support boards for all existing unit types
 - Divide the sum by “3”
 - Round up the result to a full number
- = Number of assembly mortar sets required

now! to go colour

Stand: E 7. 2023

Design and concept legally protected, subject to error and alterations to construction, colour and materials by way of technological progress.
© Copyright by hülsta · Imprimé en Allemagne · Printed in Germany

hülsta-werke · Karl-Hüls-Straße 1 · D-48703 Stadthoehn
Tel. +49 (0) 2563 / 86-0 · Fax +49 (0) 2563 / 86-1000
www.now.huelsta.com

now!
by hülsta