

now!
by hülsta

WARDROBES



7/23
E

www.now.huelsta.com

Made for one another: The now! basic bedroom combined with now! for you creates a feel-good area. A chest of drawers and wall-mounted units match the bed and wardrobe. Accent units add a touch of light-heartedness to the plain wardrobe fronts.

Planning notes

Lists of versions

Wardrobe exterior carcass versions

Snow white

Wardrobe interior carcass in standard snow white

Wardrobe front versions

Pure white lacquer

Melamine resin coated surface

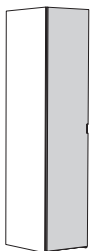
(snow white) especially robust and expedient due to the impervious and therefore hygienic surface which is also very easy to clean!

- All fronts with a gentle closing
- Since 1996, we are entitled to label all of our modular furniture and base frames with the strictly regulated "Blue Angel", which awards products that are low in emissions and especially environmentally friendly.
- **Important note:** Because orders are read automatically, the correct type number for the required unit must be stated in the order. Please be sure to remember this in the order!



Planning a wardrobe

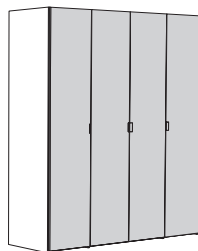
Planning step 1



Choice of basic unit
in the required width

Please note: 1 basic unit is required for each wardrobe project.

Planning step 2



Choice of extension units
in the required width

Please note: As many extension units as required can be included.

Planning step 3

Choice of optional accessories
such as:

- Further fitted shelves
- Clothes rods

Please be sure to see the “now! general” chapter on the following subjects:

- Important notes on including lighting
- Remote control unit for LED lamps
- IR repeater set for lowboards
- Cable aperture assembly set
- Flatscreen TV sizes overview
- Flap hinge
- Wall units
- Maximum loads
- Quality of walls / assembly instructions

now! wardrobes
by hülsta

now! basic
by hülsta

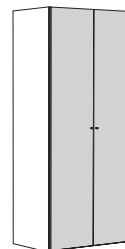
● ● ● made in germany

Basic units

Standard interior fittings
per unit: 1 fitted shelf,
1 clothes rod



L



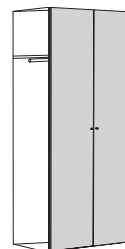
Article	Wardrobe basic units			
H x W x D in cm	225.4 x 51.9 x 61		225.4 x 101.9 x 61	
Order no.	Order no.		Order no.	
Carcase snow white, front pure white lacquer	365113 L / 365123 R		36113	

Extension units

Standard interior fittings
per unit: 1 fitted shelf,
1 clothes rod



L



Article	Wardrobe extension units			
H x W x D in cm	225.4 x 50 x 61		225.4 x 100 x 61	
Order no.	Order no.		Order no.	
Carcase snow white, front pure white lacquer	365103 L / 365203 R		36103	

Accessories for wardrobe: fitted shelf, clothes rod



Article	Fitted shelf		Clothes rod	
	H x W x D in cm	Order no.	H x W x D in cm	Order no.
Snow white	1.9 x 48.0 x 55.9	365	1.9 x 98.0 x 55.9	360
			3.0 x 48.0 x 1.5	375
			3.0 x 98.0 x 1.5	370



now! flexx **EVERYTHING NEAT AND TIDY.**

Looks great from the outside - but wait till you see what's inside! Things have changed a lot when it comes to the good old wardrobe. now! flexx has as many practical features, compartments and possibilities to offer as you have wishes to fulfil. And this applies to the format, too, because you can choose from different widths and two heights; you have options of hinge-door units or units completely without doors, and a lot of beautiful surface versions. Thanks to the different heights there are no limits to your creativity and even the walk-in wardrobe has become a living room dream that you can realise. The wardrobe units from now! flexx match all the other now! ranges - and accents, frames and lamps make now! flexx just perfect.



Planning notes

Lists of versions

Wardrobe exterior carcass versions

Price group I White lacquer Grey lacquer Price group II Natural oak Core walnut
--

Wardrobe front versions

Price group I White lacquer Grey lacquer High-gloss white lacquer High-gloss grey lacquer Price group II Natural oak Core walnut

Door with accent and open compartment versions

Price group I White lacquer Grey lacquer Price group II Natural oak Core walnut
--

Knob versions

Standard version Stainless steel optionally available in: White lacquer Grey lacquer Natural oak Core walnut
--

Wardrobe interior carcass in standard white lacquer

Doors and drawers are supplied in a standard version with knobs of stainless steel. Knobs in one of the versions listed above are also possible as an alternative (without surcharge). Please state the required version clearly in the order!

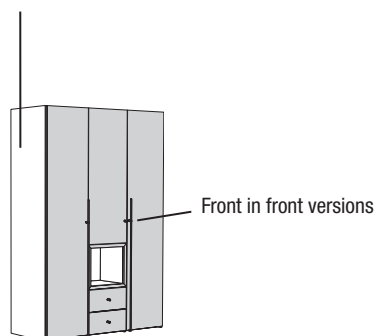
- **hülsta-MagicClose:** All wooden hinge-doors with hülsta-MagicClose (gentle closing)
- **hülsta-SoftFlow:** All drawers with auto pull-in feature with brake as fully pull-out units
- Since 1996, we are entitled to label all of our modular furniture and base frames with the strictly regulated "Blue Angel", which awards products that are low in emissions and especially environmentally friendly.



Planning notes

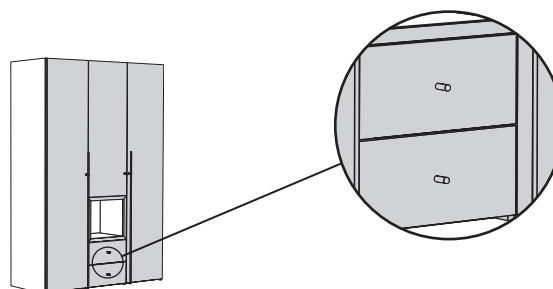
Wardrobe

Carcase in wardrobe exterior carcase versions;
wardrobe interior carcase in standard white lacquer



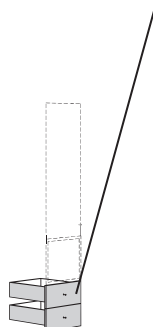
Knobs

Knobs in knob versions



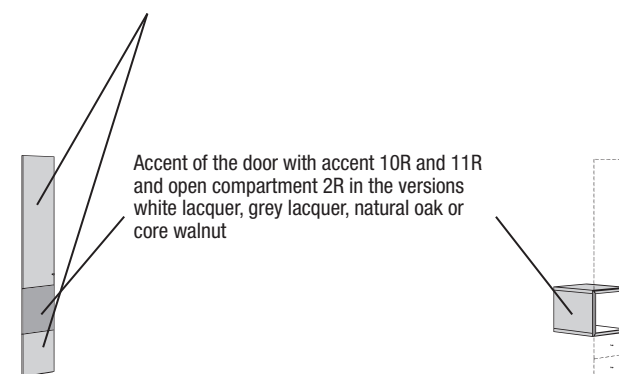
Drawers 2R

Drawers 2R in all versions (white lacquer, grey lacquer, high-gloss white lacquer, high-gloss grey lacquer, natural oak or core walnut); changing versions within the drawer fronts are possible.



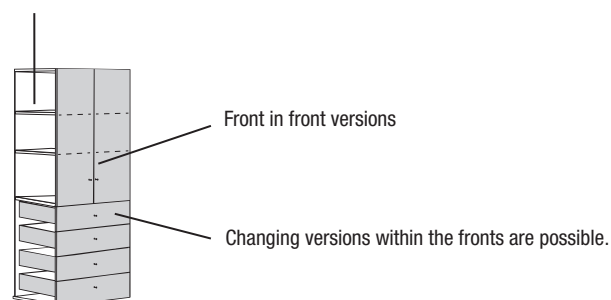
Door with accent 10R and 11R and open compartment 2R

Top and bottom section of the door with accent 10R and 11R in all front versions



Intermediate units

Carcase in wardrobe exterior carcase versions;
wardrobe interior carcase in standard white lacquer



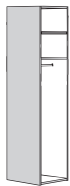
Changing versions:

In now! flexx colour combinations within individual units are possible. In this case please state the versions clearly and separately in the order! If versions from different price groups are exchanged, the higher price group is always charged. **Please state all the versions clearly in the order!**

Planning notes

Planning a wardrobe

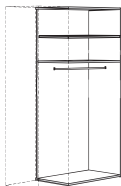
Planning step 1



Choice of basic unit
in the required version as well as height and width

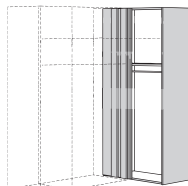
Please note: 1 basic unit is required for each wardrobe project.

Planning step 2



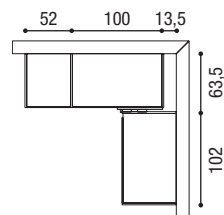
Choice of extension units
in the required version and width

Please note: As many extension units as required can be included.



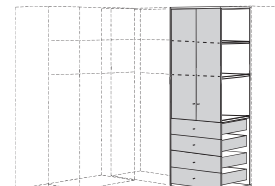
Choice of optional corner extension unit
in the required version

Please note: 1 door must be ordered for the corner extension unit.



Sketch of a combination with a corner extension unit

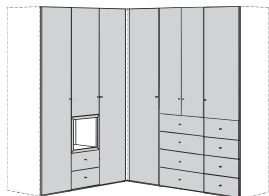
Please remember the dimensions when planning!



Choice of optional intermediate units
in the required version


Note: Two intermediate units can be placed adjacently to one another. Intermediate units are also available as basic units.

Planning step 3

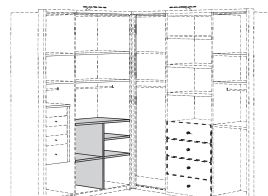


Choice of front(s)
in the required version und height

Please note: If several fronts are fitted on top of one another, their individual heights must amount to 10R (for 225.4 cm height) or 11R (for 247.8 cm height).



If different fronts meet at a particular height, such as the set of 2 drawers, the 2 Raster open compartment or doors, linen shelves must be fitted at this position. In the case of a set of 2 drawers, it is not necessary to fit a linen shelf between these drawers.



If 39.6 (or 49.6) cm wide units, such as the 2 Raster open compartment or doors, are included in a 82/80 (or 102/100) cm wide wardrobe unit, a partition incl. cover shelf must be included.

Please be sure to see the “now! general” chapter on the following subjects:

- Important notes on including lighting
- Remote control unit for LED lamps
- IR repeater set for lowboards
- Cable aperture assembly set
- Flatscreen TV sizes overview
- Flap hinge
- Wall units
- Maximum loads
- Quality of walls / assembly instructions

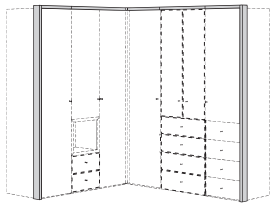
now! wardrobes
by hülsta

now! flexx
by hülsta

● ● ● made in germany

Planning optional accessories: passepartout - lamps - inside fittings - knobs/rod handle/handle grip

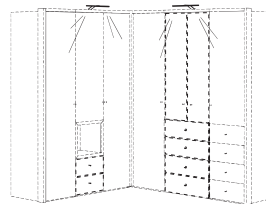
Planning step 4



Choice of matching passepartout
in the required version

Please note: Vertical passepartout can only be fitted in combination with the horizontal passepartout.

Planning step 5



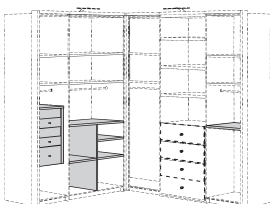
Choice of lamps

such as:

- Top LED lamp
- LED light strip for open compartment
- LED lamps for passepartout

Please note: Remote control for LED lamps is possible, see “now! general” chapter!

Planning step 6

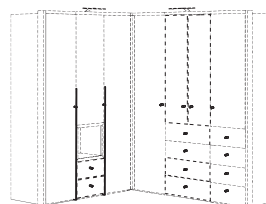


Choice of interior fittings

such as:

- Linen and intermediate shelves
- Sets of drawers
- Further accessories such as trouser or tie holders

Planning step 7



Choice of knobs/rod handle/handle grip

in the required version

Please note: Doors and drawers are supplied in a standard version with knobs of stainless steel. Alternative knobs in other versions are possible (without surcharge; see the first introductory page). Please state the required version clearly in the order!
The rod handle and handle grip can only be fitted on 10R and 11R high wardrobe doors (against a surcharge)!

List of versions for special wardrobes

For more information on the wardrobe see the following pages!

Wardrobe exterior carcass versions

Price group I
White lacquer
Grey lacquer

Wardrobe interior carcass in standard white lacquer

Wardrobe front versions

Price group I
White lacquer
Grey lacquer

Changing versions:
In now! flexx colour combinations within individual units are possible. In this case please state the versions clearly and separately in the order! **Please state all the versions clearly in the order!**

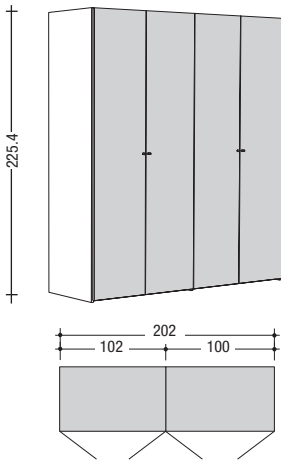
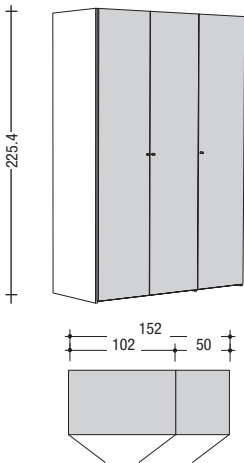
Knob versions
Doors are supplied in a standard version with knobs of stainless steel. Alternative knobs in white lacquer or grey lacquer are possible (without surcharge). **Please state the required version clearly in the order!**

Special wardrobes 10R (225.4 cm high)

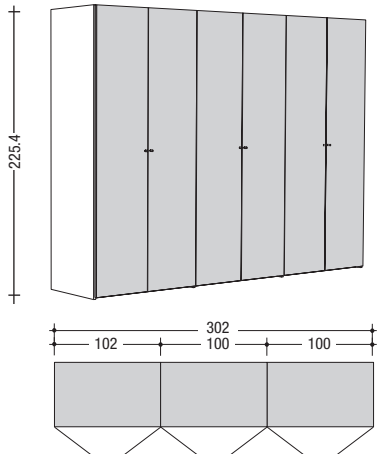
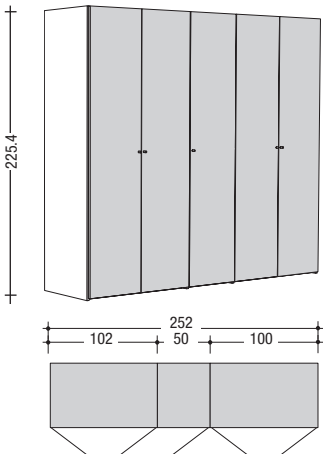
ADVANTAGE!

Special combinations are arrangements that are reduced in price. This price advantage is only available when the arrangement is ordered exactly as described. The special combinations can be enhanced by including accessories. These are charged extra.

Wardrobe exterior carcass and wardrobe front are only available in the white lacquer or grey lacquer versions.



Article	Special combination	Special combination
Wardrobe width	152	202
Order no.	990001 (as illustrated) / 991001 (vice versa)	990003
Price group I	-	-
Price group II	-	-



Article	Special combination	Special combination
Wardrobe width	252	302
Order no.	990004	990005
Price group I	-	-
Price group II	-	-

Possible arrangements



Lists of versions for suggested wardrobes

Wardrobe exterior carcass versions

Price group I White lacquer Grey lacquer Price group II Natural oak Core walnut
Wardrobe interior carcass in standard white lacquer

Wardrobe front versions

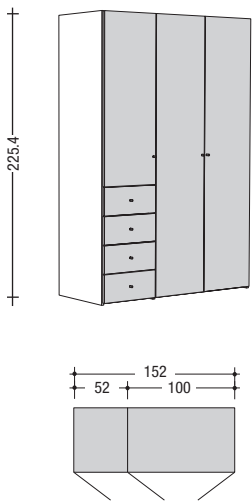
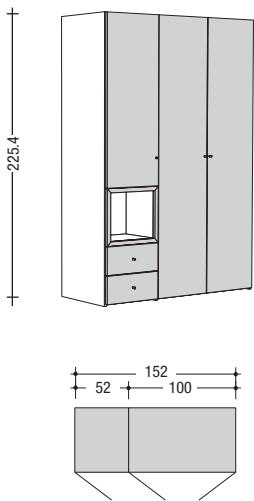
Price group I White lacquer Grey lacquer High-gloss white lacquer High-gloss grey lacquer Price group II Natural oak Core walnut

Door with accent and open compartment versions

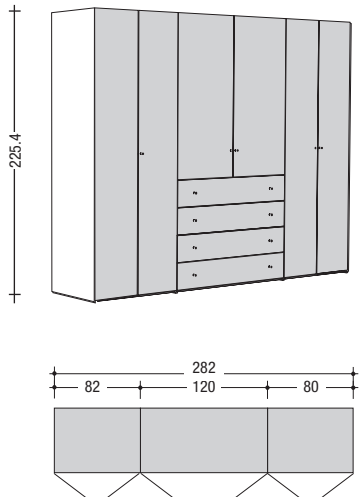
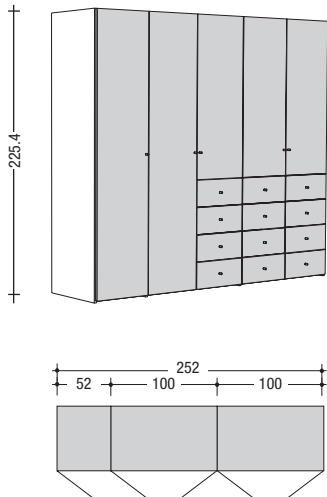
Price group I White lacquer Grey lacquer Price group II Natural oak Core walnut
--

Suggested wardrobes 10R (225.4 cm high)

As an alternative to planning an individual unit from the complete range there is the possibility of choosing from specially suggested combinations. This eases planning. Incorporating accessories can enhance the suggested combinations. These are charged extra.



Article	Suggested combination	Suggested combination
Wardrobe width	152	152
Order no.	980507 (as illustrated) / 981507 (vice versa)	980508 (as illustrated) / 981508 (vice versa)
Price group I	-	-
Price group II	-	-



Article	Suggested combination	Suggested combination
Wardrobe width	252	282
Order no.	980505 (as illustrated) / 981505 (vice versa)	980501
Price group I	-	-
Price group II	-	-

Changing versions:

In now! flexx colour combinations within individual units are possible. In this case please state the versions clearly and separately in the order! If versions from different price groups are exchanged, the higher price group is always charged. **Please state all the versions clearly in the order!**

Knob versions

Doors and drawers are supplied in a standard version with knobs of stainless steel. Knobs in another version are also possible as an alternative (without surcharge). **Please state the required version clearly in the order!**

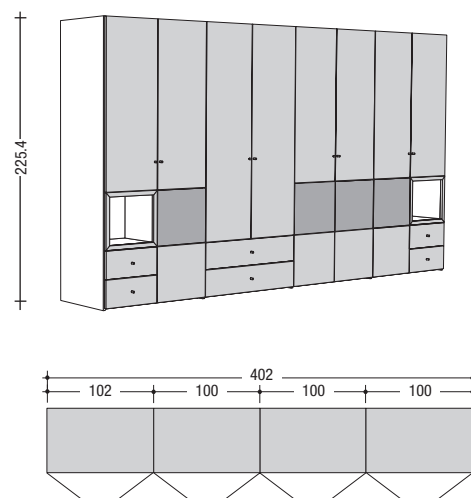
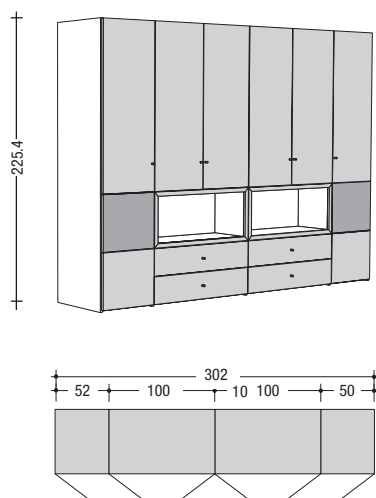
now! wardrobes
by hülsta

now! flexx
by hülsta

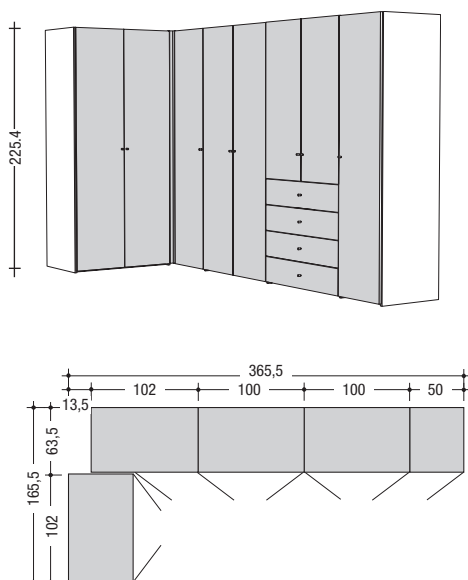
● ● ● made in germany

Suggested wardrobes 10R (225.4 cm high)

As an alternative to planning an individual unit from the complete range there is the possibility of choosing from specially suggested combinations. This eases planning. Incorporating accessories can enhance the suggested combinations. These are charged extra.



Article	Suggested combination	Suggested combination
Wardrobe width	302	402
Order no.	980502	980506 (as illustrated) / 981506 (vice versa)
Price group I	-	-
Price group II	-	-



Article	Suggested combination	
Wardrobe width	165.5 x 365.5	
Order no.	980503 (as illustrated) / 981503 (vice versa)	
Price group I	-	
Price group II	-	

Wardrobe system 225.4 cm high

(247.8 cm high wardrobes:
see following double page)

For each project please re-
member to leave a 2.0 cm
gap to the ceiling and at the
side for assembly!

Wardrobe basic units 10R

225.4 cm high

Standard interior fittings
per unit: 2 fitted shelves,
1 clothes rod

Wardrobe exterior carcass versions

Price group I
White lacquer
Grey lacquer
Price group II
Natural oak
Core walnut

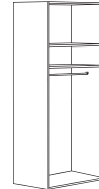
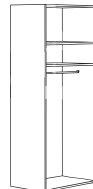
Wardrobe interior carcass in
standard white lacquer

Wardrobe front versions

Price group I
White lacquer
Grey lacquer
High-gloss white lacquer
High-gloss grey lacquer
Price group II
Natural oak
Core walnut

Door with accent and open compartment versions

Price group I
White lacquer
Grey lacquer
Price group II
Natural oak
Core walnut



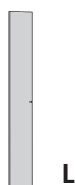
Article	Wardrobe basic units			
H x W x D in cm	225.4 x 42 x 59	225.4 x 52 x 59	225.4 x 82 x 59	225.4 x 102 x 59
Order no.	7402	7502	7702	7102
Price group I	-	-	-	-
Price group II	-	-	-	-

Doors for units 10R 39.6 cm wide

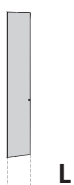
If several fronts are fitted on top of one another,
their individual heights must amount to 10R!

Door in all front versions,
accent in all accent
versions possible.

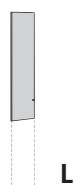
Mirror on white
lacquered base plate



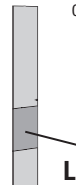
L



L




L



L

Classification of the door with
accent in price group I or II
depends on the chosen
version for the door and not
on the chosen version for
the accent!

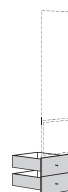


L

Article	Door 10R	Door 8R	Door 6R	Door with accent 10R	Mirror door 10R
H x W x D in cm	223.6 x 39.6 x 2	178.8 x 39.6 x 2	134.0 x 39.6 x 2	223.6 x 39.6 x 2	223.6 x 39.6 x 2
Order no. as illustr. / vice versa	74101 / 74102	74081 / 74082	74061 / 74062	74151 / 74152	74301 / 74302
Order no.	74101 / 74102	74081 / 74082	74061 / 74062	74151 / 74152	74301 / 74302
Price group I	-	-	-	-	-
Price group II	-	-	-	-	-

Drawer sets for units 10R

Drawers in all versions possible. Changing versions within the drawer fronts are possible. Please state all the versions clearly in the order!
If versions from different price groups are exchanged, the higher price group is always charged.
A linen shelf must be included as the top end unit

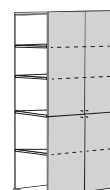


Article	Set of 2 drawers 2R			
H x W x D in cm	44.4 x 39.6 x 52	44.4 x 49.6 x 52	44.4 x 79.6 x 52	44.4 x 99.6 x 52
Order no.	7246	7255	7286	7295
Price group I	-	-	-	-
Price group II	-	-	-	-

Intermediate units 10R 225.4 cm high

Two intermediate units can be placed adjacently to one another. Changing versions within the fronts are possible. Please state all the versions clearly in the order! If versions from
different price groups are exchanged, the higher price group is always charged.
Intermediate units are also available as **basic units**. Surcharge:

Type **211**



Article	Intermediate unit E	Intermediate unit F	Intermediate unit G	Intermediate unit H
H x W x D in cm	225.4 x 50 x 55	225.4 x 100 x 55	225.4 x 120 x 55	225.4 x 120 x 55
Order no. as illustr. / vice versa	72031 / 72032	7223	7243	7263
Order no.	72031 / 72032	7223	7243	7263
Price group I	-	-	-	-
Price group II	-	-	-	-

L/R = Door hinge left/right

E 7. 2023

now! wardrobes

Wardrobe extension units 10R

225.4 cm high

Standard interior fittings
per unit: 2 fitted shelves,
1 clothes rod

The corner extension unit can only be added on to a wardrobe basic unit. 1 door (see below) must be ordered for the corner extension unit. Required outer width: 115.5 cm (13.5 cm not usable).



Article	Wardrobe extension units				Corner extension unit incl. corner wardrobe panel
H x W x D in cm	225.4 x 40 x 59	225.4 x 50 x 59	225.4 x 80 x 59	225.4 x 100 x 59	225.4 x 102 x 59
Order no.	7412	7512	7712	7112	Order no. as illustr. / vice versa 71222 / 71221
Price group I	-	-	-	-	-
Price group II	-	-	-	-	-

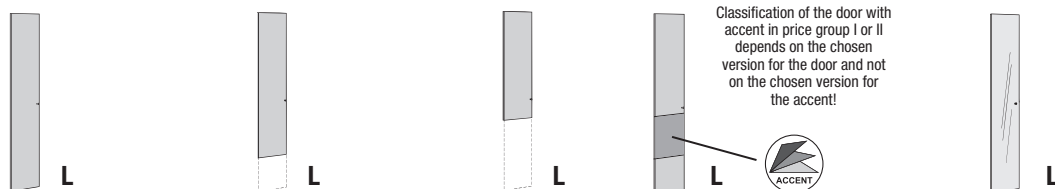
Doors for units 10R

49.6 cm wide

If several fronts are fitted on top of one another, their individual heights must amount to 10R!

Door in all front versions, accent in all accent versions possible.

Mirror on white lacquered base plate



Article	Door 10R	Door 8R	Door 6R	Door with accent 10R	Mirror door 10R
H x W x D in cm	223.6 x 49.6 x 2	178.8 x 49.6 x 2	134.0 x 49.6 x 2	223.6 x 49.6 x 2	223.6 x 49.6 x 2
Order no.	Order no. as illustr. / vice versa 73101 / 73102	Order no. as illustr. / vice versa 73081 / 73082	Order no. as illustr. / vice versa 73061 / 73062	Order no. as illustr. / vice versa 73151 / 73152	Order no. as illustr. / vice versa 73301 / 73302
Price group I	-	-	-	-	-
Price group II	-	-	-	-	-

Open compartment for units 10R

Open compartment 2R in the versions "Door with accent and open compartment" possible.

Open compartment can only be fitted in 4 or 6R height, in 39.6 and 49.6 cm width also in 8R height (cannot be fitted at base of unit).
A linen shelf must be included as the top and bottom end unit.



Article	Open compartment 2R			
H x W x D in cm	44.4 x 39.6 x 39.7	44.4 x 49.6 x 39.7	44.4 x 79.6 x 39.7	44.4 x 99.6 x 39.7
Order no.	7240	7250	7280	7290
Price group I	-	-	-	-
Price group II	-	-	-	-

Passepartout for units 10R

Vertical passepartout can only be fitted in combination with the horizontal passepartout.
Passepartout in white lacquer, grey lacquer and in all wood versions possible.



Article	Vertical passepartout	Horizontal passepartout					Horizontal passepartout for corner extension unit
H x W x D in cm	228.7 x 3.3 x 10	3.3 x 40 x 10	3.3 x 50 x 10	3.3 x 80 x 10	3.3 x 100 x 10	3.3 x 120 x 10	7611
Order no.	7622	7604	7605	7608	7610	7612	
Price group I	-	-	-	-	-	-	-
Price group II	-	-	-	-	-	-	-

Wardrobe system 247.8 cm high

(225.4 cm high wardrobes:
see previous double page)

For each project please re-
member to leave a 2.0 cm
gap to the ceiling and at the
side for assembly!

Wardrobe basic units 11R

247.8 cm high

Standard interior fittings
per unit: 2 fitted shelves,
1 clothes rod

Wardrobe exterior carcass versions

Price group I
White lacquer
Grey lacquer
Price group II
Natural oak
Core walnut

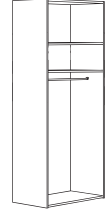
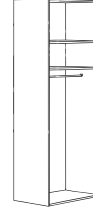
Wardrobe interior carcass in
standard white lacquer

Wardrobe front versions

Price group I
White lacquer
Grey lacquer
High-gloss white lacquer
High-gloss grey lacquer
Price group II
Natural oak
Core walnut

Door with accent and open compartment versions

Price group I
White lacquer
Grey lacquer
Price group II
Natural oak
Core walnut



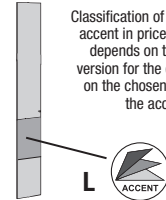
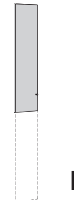
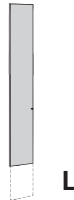
Article	Wardrobe basic units			
H x W x D in cm	247.8 x 42 x 59	247.8 x 52 x 59	247.8 x 82 x 59	247.8 x 102 x 59
Order no.	7404	7504	7704	7104
Price group I	-	-	-	-
Price group II	-	-	-	-

Doors for units 11R 39.6 cm wide

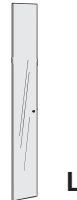
If several fronts are fitted on top of one another,
their individual heights must amount to 11R!

Door in all front versions,
accent in all accent
versions possible.

Mirror on white
lacquered base plate



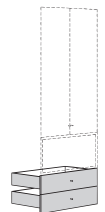
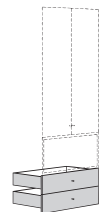

Classification of the door with
accent in price group I or II
depends on the chosen
version for the door and not
on the chosen version for
the accent!



Article	Door 11R	Door 9R	Door 7R	Door with accent 11R	Mirror door 11R
H x W x D in cm	246 x 39.6 x 2	201.2 x 39.6 x 2	156.4 x 39.6 x 2	246 x 39.6 x 2	246 x 39.6 x 2
Order no. as illustr. / vice versa	74111 / 74112	74091 / 74092	74071 / 74072	74161 L / 74162 R	74311 / 74312
Price group I	-	-	-	-	-
Price group II	-	-	-	-	-

Drawer sets for units 11R

Drawers in all versions possible. Changing versions within the drawer fronts are possible. Please state all the versions clearly in the order!
If versions from different price groups are exchanged, the higher price group is always charged.
A linen shelf must be included as the top end unit

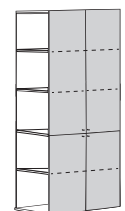
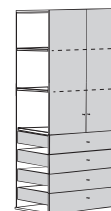
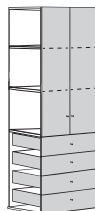


Article	Set of 2 drawers 2R			
H x W x D in cm	44.4 x 39.6 x 52	44.4 x 49.6 x 52	44.4 x 79.6 x 52	44.4 x 99.6 x 52
Order no.	7246	7255	7286	7295
Price group I	-	-	-	-
Price group II	-	-	-	-

Intermediate units 11R 247.8 cm high

Two intermediate units can be placed adjacently to one another. Changing versions within the fronts are possible. Please state all the versions clearly in the order! If versions from
different price groups are exchanged, the higher price group is always charged.
Intermediate units are also available as **basic units**. Surcharge:

Type 211



Article	Intermediate unit E	Intermediate unit F	Intermediate unit G	Intermediate unit H
H x W x D in cm	247.8 x 50 x 55	247.8 x 100 x 55	247.8 x 120 x 55	247.8 x 120 x 55
Order no. as illustr. / vice versa	72051 / 72052	7225	7245	7265
Price group I	-	-	-	-
Price group II	-	-	-	-

L/R = Door hinge left/right

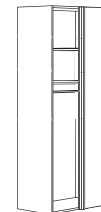
E 7. 2023

now! wardrobes

Wardrobe extension units 11R

247.8 cm high

Standard interior fittings
per unit: 2 fitted shelves,
1 clothes rod



R

The corner extension unit can only be added on to a wardrobe basic unit. 1 door (see below) must be ordered for the corner extension unit. Required outer width: 115.5 cm (13.5 cm not usable).

Article	Wardrobe extension units				Corner extension unit incl. corner wardrobe panel
H x W x D in cm	247.8 x 40 x 59	247.8 x 50 x 59	247.8 x 80 x 59	247.8 x 100 x 59	247.8 x 102 x 59
Order no.	7414	7514	7714	7114	Order no. as illustr. / vice versa 71242 / 71241
Price group I	-	-	-	-	-
Price group II	-	-	-	-	-

Doors for units 11R

49.6 cm wide

If several fronts are fitted on top of one another, their individual heights must amount to 111R!

Door in all front versions, accent in all accent versions possible.

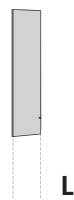
Mirror on white lacquered base plate



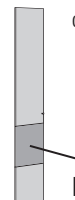
L



L



L



L

Classification of the door with accent in price group I or II depends on the chosen version for the door and not on the chosen version for the accent!



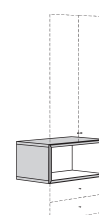
L

Article	Door 11R	Door 9R	Door 7R	Door with accent 11R	Mirror door 11R
H x W x D in cm	246 x 49.6 x 2	201.2 x 49.6 x 2	156.4 x 49.6 x 2	246 x 49.6 x 2	246 x 49.6 x 2
Order no.	Order no. as illustr. / vice versa 73111 / 73112	Order no. as illustr. / vice versa 73091 / 73092	Order no. as illustr. / vice versa 73071 / 73072	Order no. as illustr. / vice versa 73161 / 73162	Order no. as illustr. / vice versa 73311 / 73312
Price group I	-	-	-	-	-
Price group II	-	-	-	-	-

Open compartment for units 11R

Open compartment 2R in the versions "Door with accent and open compartment" possible.

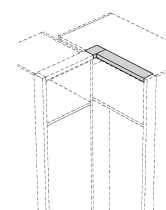
Open compartment can only be fitted in 4 or 6R height, in 39.6 and 49.6 cm width also in 8R height (cannot be fitted at base of unit).
A linen shelf must be included as the top and bottom end unit.



Article	Open compartment 2R			
H x W x D in cm	44.4 x 39.6 x 39.7	44.4 x 49.6 x 39.7	44.4 x 79.6 x 39.7	44.4 x 99.6 x 39.7
Order no.	7240	7250	7280	7290
Price group I	-	-	-	-
Price group II	-	-	-	-

Passepartout for units 11R

Vertical passepartout can only be fitted in combination with the horizontal passepartout.
Passepartout in white lacquer, grey lacquer and in all wood versions possible.



Article	Vertical passepartout	Horizontal passepartout					Horizontal passepartout for corner extension unit
H x W x D in cm	251.1 x 3.3 x 10	3.3 x 40 x 10	3.3 x 50 x 10	3.3 x 80 x 10	3.3 x 100 x 10	3.3 x 120 x 10	3.3 x 120 x 10
Order no.	7624	7604	7605	7608	7610	7612	7611
Price group I	-	-	-	-	-	-	-
Price group II	-	-	-	-	-	-	-

Lamps, accessories

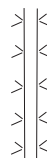
Lamps for wardrobe 10 and 11R

Top LED lamp, fitted on wardrobe; incl. footswitch and preliminary transformer; required assembly height: 4.6 cm

LED lamps for vertical passepartout (set of 2); incl. footswitch and preliminary transformer

Remote control for LED lamps: type 3333 -

Luminaire < 60 lm



This product contains a light source of energy efficiency class F. 12 V.

Article	Top LED lamp	LED lamps for passepartout
	2.0 W	220 cm high, 6.0 W
Order no.	708060	708670
	-	-

LED light strip, for fitting in open compartment 2R of the wardrobes; incl. footswitch and preliminary transformer

This product contains a light source of energy efficiency class F. 12 V.

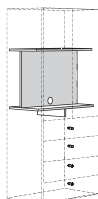


Remote control for LED lamps: type 3333 -



Article	LED light strip for open compartment			
	for 39.6 cm width; 1.2 W	for 49.6 cm width; 1.8 W	for 79.6 cm width; 2.4 W	for 99.6 cm width; 2.7 W
Order no.	708030	708040	708070	708080
	-	-	-	-

Interior TV unit fittings for intermediate units F, G and H



TV compartment including cable aperture in TV panel (usable inside dims.: 68.1 cm high, 98.0 or 118.0 cm wide, 35.5 cm deep; max. load: 60 kg); 2 open compartments below for electronic equipment (usable inside dims per compartment: 10.0 cm high, 48.0 or 58.0 cm wide, 47.0 cm deep)

Please note:

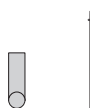
- When interior TV unit fittings are included, the doors of the intermediate units are fitted with 165° hinges ex-works.
- The 2 fitted shelves, which are fitted standard in the intermediate unit behind doors, are omitted and the price has already been deducted.
- Because of the 165° hinges on the intermediate unit including the interior TV unit fittings, the door hinges of any 1-door wardrobe units included which are situated directly next to the intermediate unit must be fitted on the side next to this intermediate unit! Cannot be planned directly next to a corner extension unit!

Article	Interior TV unit fitting for intermediate unit F	Interior TV unit fitting for intermediate unit G and H
Order no.	7962	7961
	-	-

Accessories

Optional rod handle

Rod handle in stainless-steel look; can only be fitted on 10 and 11R high wardrobe doors



Optional handle grip

Handle grip in wooden version; can only be fitted on 10 and 11R high wardrobe doors; not possible on 10 and 11R mirror doors



Article	Rod handle	Handle grip in natural oak	Handle grip in core walnut
H x W x D in cm	134 x 1.2 x 5	134 x 3.7 x 1.9	134 x 3.7 x 1.9
Order no.	7350	7341	7340
	-	-	-

Wardrobe interior fittings

Please be sure to observe the notes on the introductory page concerning fitting wardrobe interior fittings!

Interior fittings
version

White lacquer



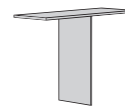
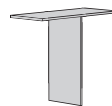
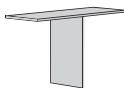
made in germany

Interior fittings



Article	Linen and intermediate shelf				
H x W x D in cm	2.2 x 38 x 56.5	2.2 x 48 x 56.5	2.2 x 78 x 56.5	2.2 x 98 x 56.5	2.2 x 118 x 56.5
Order no.	7914	7915	7918	7911	7919
	-	-	-	-	-

In the case of a 4 (or 6) Raster partition, 3 (or 5) Raster high interior fittings at most can be included for constructional reasons.



Article	4R partition incl. cover shelf		6R partition incl. cover shelf	
H x W x D in cm	85.2 x 78 x 56.5	85.2 x 98 x 56.5	130 x 78 x 56.5	130 x 98 x 56.5
Order no.	7905	7904	7907	7906
	-	-	-	-

LED lamp, with automatic switch and motion detector, incl. preliminary transformer. Cannot be fitted in corner extension units.

This product contains a light source of energy efficiency class F. 12 V.



2.3 W



3 W



5 W



6 W



7.5 W



Article	Illuminated LED shelf				
H x W x D in cm	2.2 x 38 x 56	2.2 x 48 x 56	2.2 x 78 x 56	2.2 x 98 x 56	2.2 x 118 x 56
Order no.	7954	7955	7958	7951	7959
	-	-	-	-	-

A cover shelf must be included as the top end unit of sets of drawers.



Article	Cover shelf		
H x W x D in cm	2.2 x 48 x 49	2.2 x 78 x 49	2.2 x 98 x 49
Order no.	7925	7921	7920
	-	-	-

chrome



chrome



chrome; uniform tubular steel, with 2 holders



Article	Pull-out trouser holder	Tie holder	Clothes rod			
H x W x D in cm	29.5 x 25 x 8	26 x 50.5 x 7.5	3 x 38 x 1.5	3 x 48 x 1.5	3 x 78 x 1.5	3 x 98 x 1.5
Order no.	782099	781099	799399	799499	799899	799999
	-	-	-	-	-	-

Wardrobe interior fittings

Interior fittings
version

White lacquer

Please be sure to observe the notes on the introductory page concerning fitting wardrobe interior fittings!

Sets of drawers

for fitting in wardrobes on plinth shelf or as wall unit. Set of drawers can only be included in combination with a cover shelf or a partition incl. cover shelf (cannot be fitted in corner extension units). To form the top end of the set of drawers a cover shelf must be included. Drawers with **hülsta-SoftFlow**.

1 Raster sets of drawers, 22.4 cm high



Article	Drawer with wooden front			
H x W x D in cm	22.4 x 48 x 48.5	22.4 x 78 x 48.5	22.4 x 98 x 48.5	
Order no.	7814	7817	7815	
	-	-	-	

2 Raster sets of drawers, 44.8 cm high



Article	2 drawers with wooden front			
H x W x D in cm	44.8 x 48 x 48.5	44.8 x 78 x 48.5	44.8 x 98 x 48.5	
Order no.	7820	7826	7821	
	-	-	-	

3 Raster sets of drawers, 67.2 cm high



Article	3 drawers with wooden front			
H x W x D in cm	67.2 x 48 x 48.5	67.2 x 78 x 48.5	67.2 x 98 x 48.5	
Order no.	7830	7836	7831	
	-	-	-	

4 Raster sets of drawers, 89.6 cm high



Article	4 drawers with wooden front			
H x W x D in cm	89.6 x 48 x 48.5	89.6 x 78 x 48.5	89.6 x 98 x 48.5	
Order no.	7840	7846	7841	
	-	-	-	

**1 Raster sets of drawers,
22.4 cm high**



Article	Drawer with wooden/glass front		
H x W x D in cm	22.4 x 48 x 48.5	22.4 x 78 x 48.5	22.4 x 98 x 48.5
Order no.	7812	7816	7813
	-	-	-

**2 Raster sets of drawers,
44.8 cm high**



Article	1 drawer with wooden/glass front / 1 drawer with wooden front			2 drawers with wooden/glass front		
H x W x D in cm	44.8 x 48 x 48.5	44.8 x 78 x 48.5	44.8 x 98 x 48.5	44.8 x 48 x 48.5	44.8 x 78 x 48.5	44.8 x 98 x 48.5
Order no.	7822	7827	7823	7824	7828	7825
	-	-	-	-	-	-

**3 Raster sets of drawers,
67.2 cm high**



Article	1 drawer with wooden/glass front / 2 drawers with wooden front			2 drawers with wooden/glass front / 1 drawer with wooden front		
H x W x D in cm	67.2 x 48 x 48.5	67.2 x 78 x 48.5	67.2 x 98 x 48.5	67.2 x 48 x 48.5	67.2 x 78 x 48.5	67.2 x 98 x 48.5
Order no.	7832	7837	7833	7834	7838	7835
	-	-	-	-	-	-

**4 Raster sets of drawers,
89.6 cm high**



Article	1 drawer with wooden/glass front / 3 drawers with wooden front			2 drawers with wooden/glass front / 2 drawers with wooden front		
H x W x D in cm	89.6 x 48 x 48.5	89.6 x 78 x 48.5	89.6 x 98 x 48.5	89.6 x 48 x 48.5	89.6 x 78 x 48.5	89.6 x 98 x 48.5
Order no.	7842	7847	7843	7844	7848	7845
	-	-	-	-	-	-

Possible arrangements



Sketch raster for the now! flexx range



Please superimpose unlined paper and write firmly. In order to avoid slipping, use two paper clips or fold the edge of the drawing sheet.

made in germany

Check list

- 1.) Do the **sketch** and the **order** match? Do the **dimensions** and the **sketch** match the type number? Are all **type numbers** correctly stated in the sketch? Can one see the position of **door hinges**?
- 2.) Are all **type numbers** correct? Have you perhaps confused **price** and **type numbers**?
- 3.) In combinations of **wooden, lacquer and high-gloss lacquer versions**: is it clear which units are to be delivered in which version?
- 4.) Are all **accessories** such as lamps etc. included in the sketch?
- 5.) Is this an **additional order**? If so, when was the **original order**? If possible, include a sketch on which the existing and new units are clearly marked.

Please also remember the planning notes on the introductory pages!

Sizes in cm	Raster	42	52	82	102	122	152	162	202	242	252	282	302	322	352
247.8	— 11														
225.4	— 10														
203.0	— 9														
180.6	— 8														
158.2	— 7														
135.8	— 6														
113.4	— 5														
91.0	— 4														
68.6	— 3														
46.2	— 2														
23.8	— 1														

Base sketch	Scale 1 : 25

Important note!

Please do not forget to include the following details with each order. This avoids time-consuming correspondence and unnecessary delays in delivery.

Version(s)	Customer	Date	Commission
------------	----------	------	------------

Important notes on including lighting

In all now! ranges lighting with manual switches may only be included **on furniture units** (e.g. the top LED lamp for wardrobes) or **in open compartments, open carcasses or behind clear glass fronts or fronts with a clear glass panel** (e.g. the light strip with LED lamps). **It is not possible to include lighting behind non-transparent fronts (e.g. wood, lacquer, high-gloss fronts or fully rear-lacquered glass fronts).**

Remote control set

Radio remote control set

The lamps are normally operated by an external foot switch. A radio remote control is also available as an alternative, which is charged extra. The radio remote control consists of one transmitter and one receiver and is used for a coherent lighting unit (e.g. inside a unit). If several receivers are required because of the arrangement of the units (e.g. in units set apart), one receiver must be ordered for each lighting unit. The foot switch is omitted when the radio remote control is used.

The radio remote control set consists of:

- 1 transmitter
- 1 receiver

Article	Remote control	Extra transmitter	Extra receiver
	Set for LED lamps		
Order no.	3333	3334	3335
	-	-	-

IR repeater set

IR repeater set

Infrared signal transmission set for operating media units behind wooden/high-gloss fronts. You can operate as many media units as you like in one compartment with one set. The following applies:

- At least 4 cm distance between unit and front
- One set must be used for each compartment
- The transmitter must be placed in the immediate vicinity of the receiver eye of the media unit
- High-frequency signals cannot be transmitted

The IR repeater set consists of:

- 1 receiver eye (ø 3.0 cm) incl. standing bracket (4.2 x 5.5 x 3.0 cm)
- 1 electric transmitter
- 1 plug EVG 12 V
- Cable clamps

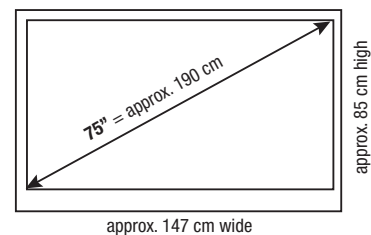
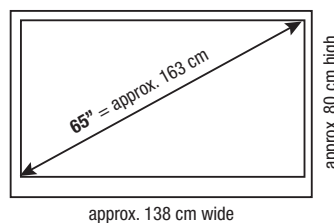
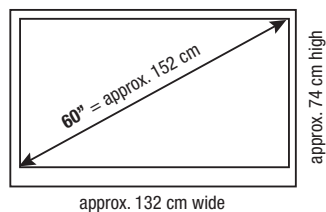
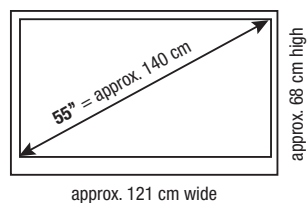
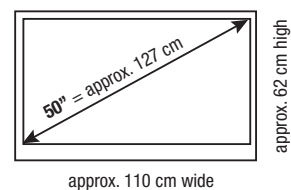
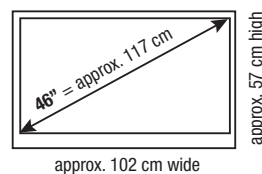
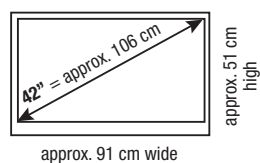
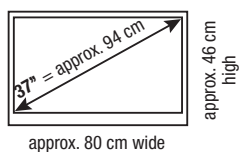
Article	Infrared repeater set
	for lowboards (1 set per compartment)
Order no.	7777
	-

Flatscreen TV sizes overview

Flatscreen TV sizes overview

These schematic drawings are only for purposes of orientation as to how high and wide flatscreen TV's with different screen diagonal measurements are. The sizes depicted below are however only approximate and vary according to the manufacturer.

On the basis of the sizes you can estimate approximately how wide a lowboard for example has to be so that the flatscreen TV does not protrude at the sides.



Flap hinge

Flap hinge

If not otherwise marked in the type list, all the units with a flap have the flaps hinges at the bottom.

now! wardrobes

Stand: E 7. 2023

Design and concept legally protected, subject to error and alterations to construction, colour and materials by way of technological progress.
© Copyright by hülsta · Imprimé en Allemagne · Printed in Germany

hülsta-werke · Karl-Hüls-Straße 1 · D-48703 Stadthoehn
Tel. +49 (0) 2563 / 86-0 · Fax +49 (0) 2563 / 86-1000
www.now.huelsta.com

now!
by hülsta