

**now!**  
by hülsta

VISION



7/23  
E

[www.now.huelsta.com](http://www.now.huelsta.com)

# now! vision YOU CAN DO IT ALL, BUT YOU DON'T HAVE TO.

What is playful, versatile and yet still clearly arranged? Exactly, now! vision. It betrays a clear line yet is still extremely flexible: the surfaces vary from classical lacquer and high-gloss lacquer fronts to accent versions in stylish petrol, teal blue and old rose as well as high-quality veneers in core walnut and natural oak. Push-to-open technology allows you to open closed units without the need for handles – resulting in a very pure visual effect. And you cannot only play around with the colours, the large selection of available units means that you can plan stacked or wall units variably within the limits of the bookshelf frame system. Suitable designs for the living room, dining room and study make now! vision a futuristic all-rounder.

## Planning notes

### Lists of versions

#### Carcase, substructure, bookshelf frame system, desk versions

**Price group I**  
White lacquer  
Grey lacquer  
Silk grey lacquer

#### Front versions

**Price group I**  
White lacquer  
Grey lacquer  
Silk grey lacquer

**Price group II**  
High-gloss white lacquer  
High-gloss grey lacquer  
High-gloss silk grey lacquer  
Natural oak  
Core walnut

#### Accent versions



**Price group II**  
Teal blue lacquer  
Petrol lacquer  
Old rose lacquer

#### Interior fitting of secretaire unit and bar compartment, box drawers versions

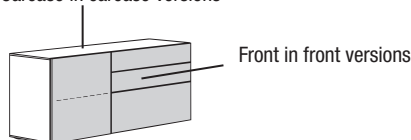
Natural oak  
Core walnut

#### Fabric panels

of black or silver fabric,  
65% polyamide (glossy),  
35% polyester

#### Lowboards, sideboards, assembly units

Carcase in carcase versions



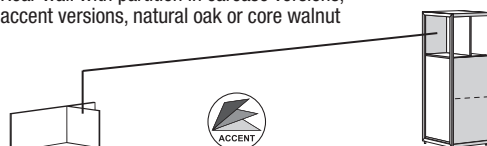
#### Open units

Carcase in carcase versions



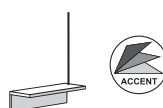
#### Rear wall with partition

Rear wall with partition in carcase versions, accent versions, natural oak or core walnut



#### Angled shelves

Wall panel of angled shelves in carcase versions, accent versions, natural oak or core walnut; shelf in carcase versions

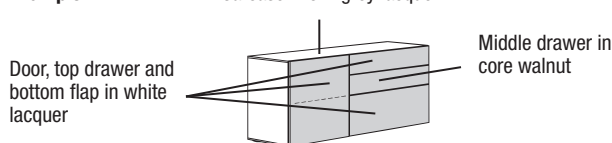


#### Changing versions:

In now! vision colour combinations within individual units are possible. In this case please state the versions clearly and separately in the order! If versions from different price groups are exchanged, the higher price group is always charged. **Please state all the versions clearly in the order!**

#### Example:

Carcase in silk grey lacquer

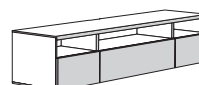


#### Usable inside dimensions

##### Usable inside dimensions of open compartments of lowboards:

Height: 14.4 cm  
Width: 49.6 / 67.2 / 102.4 cm  
Depth: 43.4 cm

#### Example:



- **hülsta-Push-to-open:** All drawers, hinge-doors and flaps with hülsta-Push-to-open
- Since 1996, we are entitled to label all of our modular furniture and base frames with the strictly regulated "Blue Angel", which awards products that are low in emissions and especially environmentally friendly.



Please be sure to see the “now! general” chapter on the following subjects:

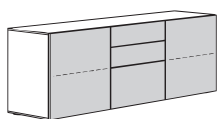
- Important notes on including lighting
- Remote control unit for LED lamps
- IR repeater set for lowboards
- Cable aperture assembly set
- Flatscreen TV sizes overview
- Flap hinge
- Wall units
- Maximum loads
- Quality of walls / assembly instructions

now! vision  
by hülsta

● ● ● made in germany

## Planning lowboards / sideboards

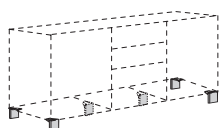
### Planning step 1



#### Choice of unit

Note:  
Please state all the versions clearly in the order (see here the information on the previous page).

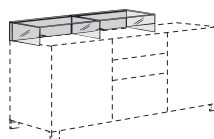
### Planning step 2



#### Choice of optional legs/optional substructure

Note:  
Cannot be fitted with sideboards with flush-front sliding-doors

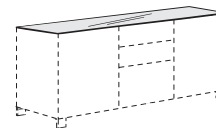
### Planning step 3



#### Choice of optional accessories such as:

- Fitted shelf for sideboard
- LED-light strip for sideboard with flush-front sliding-doors
- Glass bonnet for lowboards

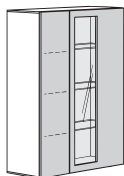
### Planning step 4



#### Choice of optional glass cover shelf in the required version

## Planning assembly units

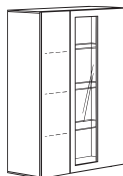
### Planning step 1



#### Choice of unit

Please note:  
Please state all the versions clearly in the order (see here the information on the previous page). A wall bracket is necessary for fitting as a wall unit (possible up to max. 8R height).

### Planning step 2



#### Choice of optional accessories such as:

- Fitted shelf
- Fitted glass shelf
- LED light strip
- LED glass rim lamp
- Glass cover shelf

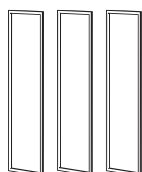
### Stacking assembly units (possible up to 12R total height)



With now! vision it is possible to stack assembly units up to a maximum height of 12R. In this case a wall bracket must be ordered for each stacked unit.

## Planning the bookshelf frame system

### Planning step 1



#### Choice of bookshelf frames in the required number and version

Please note: 2 outer bookshelf frames must be included in every bookshelf frame combination. As many centre bookshelf frames can be included as required.

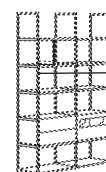
### Planning step 2



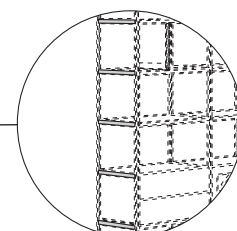
#### Choice of fitted shelves, rear walls with partition and assembly units in the required number and version

Please note: A rear wall with partition can only be fitted in combination with assembly units and/or fitted shelves. If assembly units are fitted between bookshelf frames, a fitted shelf is essential at the bottom of the lowest assembly unit. If assembly units up to 4 Raster height are fitted, a wall bracket must be ordered. The same applies to every other fitted assembly unit. For constructional reasons at least 2 fitted shelves must be included, for 12 Raster bookshelf frames a third shelf must be included. 6 Raster bookshelf frames may only be stacked to a maximum 4 Raster height, 8 Raster bookshelf frames may only be stacked to a maximum 6 Raster height and 12 Raster bookshelf frames may only be stacked to a maximum 8 Raster height. If 8 Raster assembly units are planned in a 12 Raster bookshelf frame column, this column must not be the first or last column in the bookshelf frame combination.

### Planning step 3



#### Choice of optional spacer bars in the required number and version




Carcase, substructure, bookshelf frame system, desk versions

Price group I
White lacquer
Grey lacquer
Silk grey lacquer

Front versions

Price group I	Price group II
White lacquer	High-gloss white lacquer
Grey lacquer	High-gloss grey lacquer
Silk grey lacquer	High-gloss silk grey lacquer
	Natural oak
	Core walnut

Accent versions

Price group II	
Teal blue lacquer	
Petrol lacquer	
Old rose lacquer	

Special combinations

Special combinations are arrangements that are reduced in price. This price advantage is only available when the arrangement is ordered exactly as described. The special combinations can be enhanced by including accessories. These are charged extra.

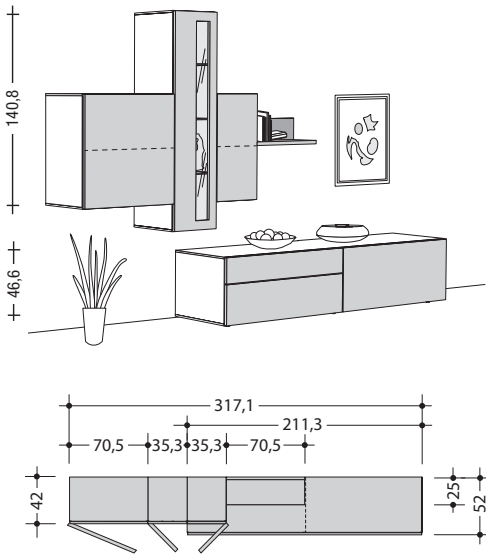
ADVANTAGE!

Special combination

Recommended accessories

Article	Order no.		
1x Glass cover shelf	19521	-	
1x Metal substructure	1411	-	
or 1x legs (set of 6)	1402	-	
3x LED glass rim lamp	3x 1636	3x	-

Information on the energy class:  
see the description of the individual units!



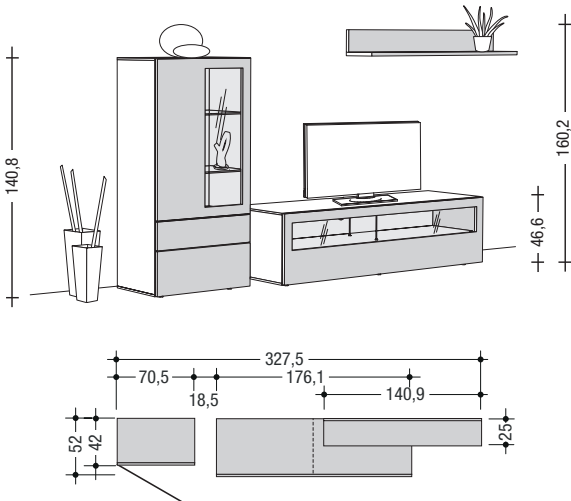
Article	Special combination
Order no.	990014 / 991014
Price group I	as illustr. / vice versa
Price group II	-

Special combination

Recommended accessories

Article	Order no.		
1x Glass cover shelf	19517	-	
1x Metal substructure	1407	-	
or 1x legs (set of 6)	1402	-	
1x LED light strip	1676	-	
1x Glass cover shelf	19470	-	
2x LED glass rim lamp	2x 1671	2x	-

Information on the energy class:  
see the description of the individual units!



Article	Special combination
Order no.	990013 / 991013
Price group I	as illustr. / vice versa
Price group II	-



# Special combinations

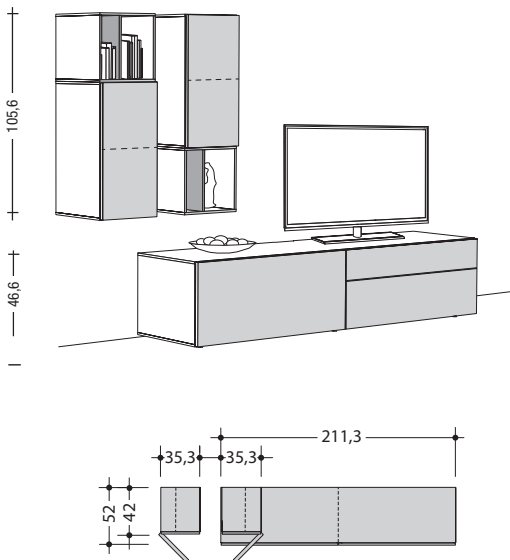
Special combinations are arrangements that are reduced in price. This price advantage is only available when the arrangement is ordered exactly as described. The special combinations can be enhanced by including accessories. These are charged extra.

## ADVANTAGE!

### Special combination

#### Recommended accessories

Article	Order no.	
1x Glass cover shelf	<b>19521</b>	-
1x Metal substructure	<b>1411</b>	-
or 1x legs (set of 6)	<b>1402</b>	-

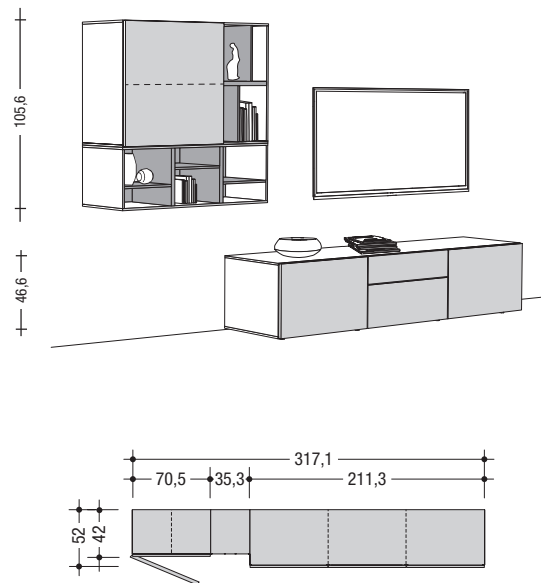


Article	Special combination
Order no.	<b>990011 / 991011</b>
Price group I	as illustr. / vice versa
Price group II	-

### Special combination

#### Recommended accessories

Article	Order no.	
1x Glass cover shelf	<b>19521</b>	-
1x Metal substructure	<b>1411</b>	-
or 1x legs (set of 6)	<b>1402</b>	-



Article	Special combination
Order no.	<b>990012 / 991012</b>
Price group I	as illustr. / vice versa
Price group II	-

Carcase, substructure, bookshelf frame system, desk versions

Price group I
White lacquer
Grey lacquer
Silk grey lacquer

Front versions

Price group I	Price group II
White lacquer	High-gloss white lacquer
Grey lacquer	High-gloss grey lacquer
Silk grey lacquer	High-gloss silk grey lacquer
	Natural oak
	Core walnut

Accent versions

Price group II	
Teal blue lacquer	
Petrol lacquer	
Old rose lacquer	



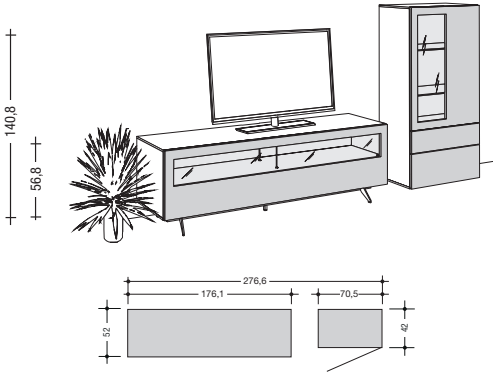
Suggested combinations

As an alternative to planning an individual unit from the complete range there is the possibility of choosing from specially suggested combinations. This eases planning. Incorporating accessories can enhance the suggested combinations. These are charged extra.

Suggested combination

Article	Order no.	
1x Glass cover shelf	19517	-
1x LED light strip	1676	-
1x Glass cover shelf	19410	-
2x LED glass rim lamp	2x 1671	2x -

Information on the energy class:  
see the description of the individual units!

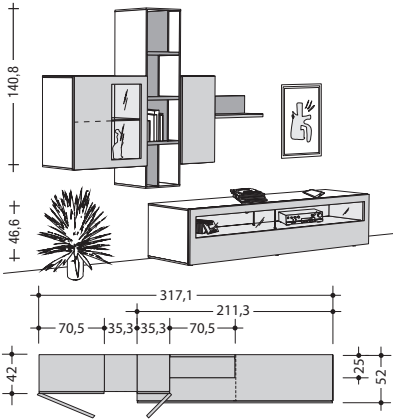


Article	Suggested combination
Order no.	980027 / 981027
	as illustr. / vice versa
Price group I	-
Price group II	-

Suggested combination

Article	Order no.	
1x Glass cover shelf	19521	-
1x Metal substructure	1411	-
or 1x legs (set of 6)	1402	-
1x LED glass rim lamp	1671	-
1x LED light strip	1621	-

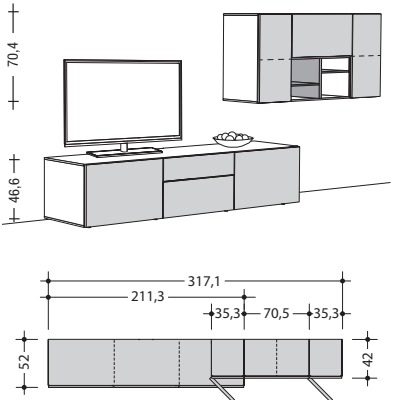
Information on the energy class:  
see the description of the individual units!



Article	Suggested combination
Order no.	980013 / 981013
	as illustr. / vice versa
Price group I	-
Price group II	-

Suggested combination

Article	Order no.	
1x Glass cover shelf	19521	-
1x Metal substructure	1411	-
or 1x legs (set of 6)	1402	-



Article	Suggested combination
Order no.	980015 / 981015
	as illustr. / vice versa
Price group I	-
Price group II	-

## Suggested combinations

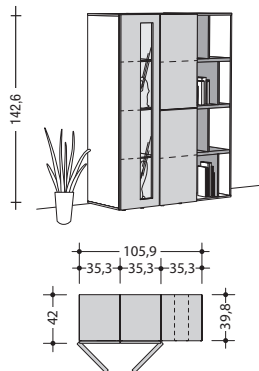
As an alternative to planning an individual unit from the complete range there is the possibility of choosing from specially suggested combinations. This eases planning. Incorporating accessories can enhance the suggested combinations. These are charged extra.

### Suggested combination

#### Recommended accessories

Article	Order no.	
1x Glass cover shelf	19410	-
3x LED glass rim lamp	3x 1636	3x -

Information on the energy class:  
see the description of the individual units!

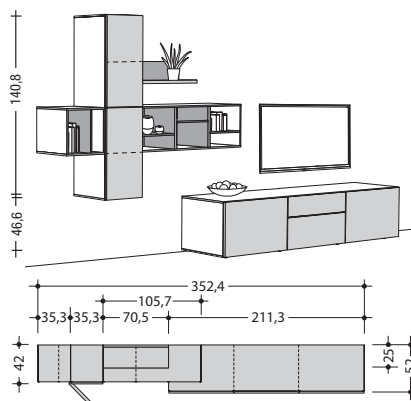


Article	Suggested combination
Order no.	980020 / 981020
Price group I	as illustr. / vice versa
Price group II	-

### Suggested combination

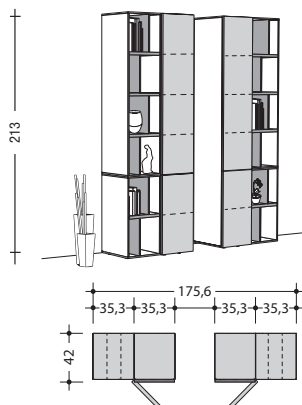
#### Recommended accessories

Article	Order no.	
1x Glass cover shelf	19521	-
1x Metal substructure	1411	-
or 1x legs (set of 6)	1402	-



Article	Suggested combination
Order no.	980016 / 981016
Price group I	as illustr. / vice versa
Price group II	-

### Suggested combination



Article	Suggested combination
Order no.	980021
Price group I	-
Price group II	-

Carcase, substructure, bookshelf frame system, desk versions

Price group I
White lacquer
Grey lacquer
Silk grey lacquer

Front versions

Price group I	Price group II
White lacquer	High-gloss white lacquer
Grey lacquer	High-gloss grey lacquer
Silk grey lacquer	High-gloss silk grey lacquer
	Natural oak
	Core walnut

Accent versions

Price group II	
Teal blue lacquer	
Petrol lacquer	
Old rose lacquer	

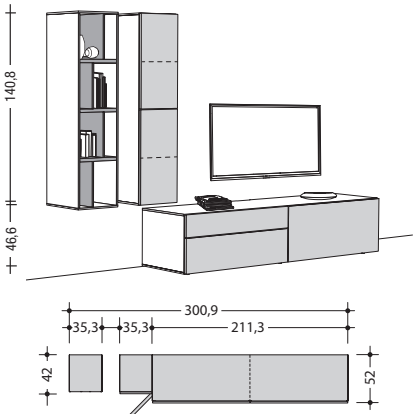


Suggested combinations

As an alternative to planning an individual unit from the complete range there is the possibility of choosing from specially suggested combinations. This eases planning. Incorporating accessories can enhance the suggested combinations. These are charged extra.

Suggested combination

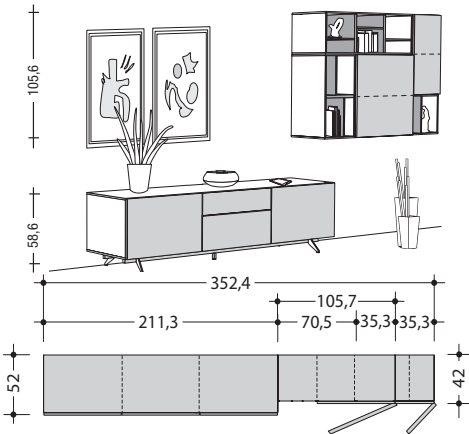
Recommended accessories	Order no.	
Article		
1x Glass cover shelf	19521	-
1x Metal substructure	1411	-
or 1x legs (set of 6)	1402	-



Article	Suggested combination
Order no.	980017 / 981017
	as illustr. / vice versa
Price group I	-
Price group II	-

Suggested combination

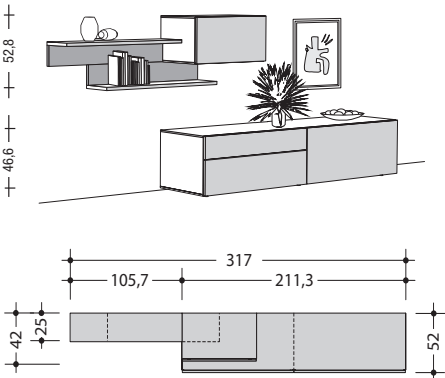
Recommended accessories	Order no.	
Article		
1x Glass cover shelf	19521	-



Article	Suggested combination
Order no.	980018 / 981018
	as illustr. / vice versa
Price group I	-
Price group II	-

Suggested combination

Recommended accessories	Order no.	
Article		
1x Glass cover shelf	19521	-
1x Metal substructure	1411	-
or 1x legs (set of 6)	1402	-



Article	Suggested combination
Order no.	980019 / 981019
	as illustr. / vice versa
Price group I	-
Price group II	-

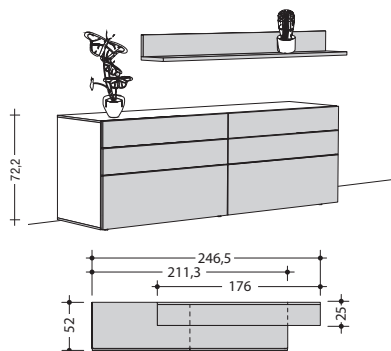
## Suggested combinations

As an alternative to planning an individual unit from the complete range there is the possibility of choosing from specially suggested combinations. This eases planning. Incorporating accessories can enhance the suggested combinations. These are charged extra.

### Suggested combination

#### Recommended accessories

Article	Order no.	
1x Glass cover shelf	<b>19521</b>	-
1x Metal substructure	<b>1411</b>	-
or 1x legs (set of 6)	<b>1402</b>	-

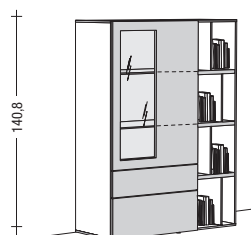


Article	Suggested combination
Order no.	<b>980005</b>
Price group I	-
Price group II	-

### Suggested combination

#### Recommended accessories

Article	Order no.	
1x Glass cover shelf	<b>19410</b>	-
2x LED glass rim lamp	<b>2x 1671</b>	-



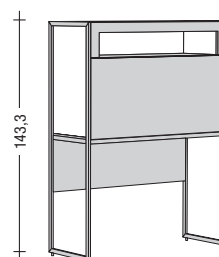
Information on the energy class:  
see the description of the individual units!

Article	Suggested combination
Order no.	<b>980006 / 981006</b> as illustr. / vice versa
Price group I	-
Price group II	-

### Suggested combination

#### Recommended accessories

Article	Order no.	
1x Interior fitting	<b>144</b>	-
1x Box drawer for interior fitting	<b>14</b>	-



Article	Suggested combination	
Order no.	<b>8141</b> Secrétaire unit	<b>8142</b> Bar compartment
Price group I	-	-
Price group II	-	-



Carcase, substructure,  
bookshelf frame system,  
desk versions

Price group I  
White lacquer  
Grey lacquer  
Silk grey lacquer

Front versions

Price group I  
White lacquer  
Grey lacquer  
Silk grey lacquer

Price group II  
High-gloss white lacquer  
High-gloss grey lacquer  
High-gloss silk grey lacquer  
Natural oak  
Core walnut

Accent versions

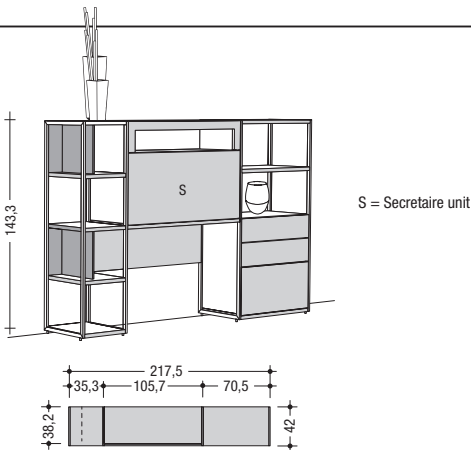
Price group II  
Teal blue lacquer  
Petrol lacquer  
Old rose lacquer



Suggested combinations

As an alternative to planning an individual unit from the complete range there is the possibility of choosing from specially suggested combinations. This eases planning. Incorporating accessories can enhance the suggested combinations. These are charged extra.

Suggested combination

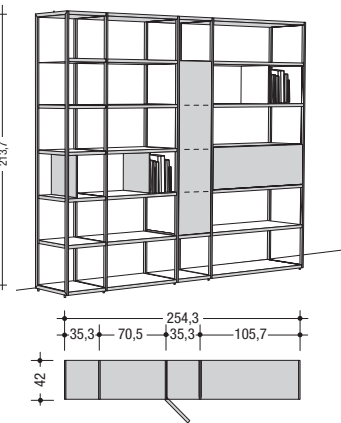


Article	Suggested combination
Order no.	980022 / 981022
	as illustr. / vice versa
Price group I	-
Price group II	-

Suggested combination

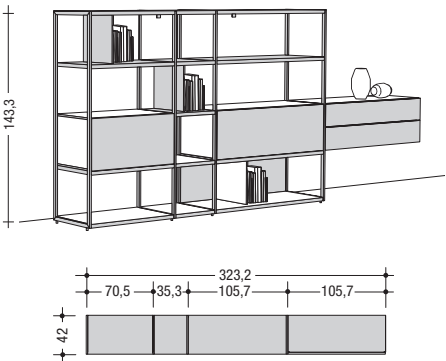
Recommended accessories

Article	Order no.	
1x Rear wall with partition 35.3 cm wide	17381	-
1x Rear wall with partition 105.7 cm wide	17161	-



Article	Suggested combination
Order no.	980009 / 981009
	as illustr. / vice versa
Price group I	-
Price group II	-

Suggested combination



Article	Suggested combination
Order no.	980010 / 981010
	as illustr. / vice versa
Price group I	-
Price group II	-

## Suggested combinations

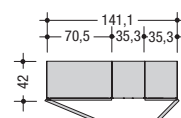
As an alternative to planning an individual unit from the complete range there is the possibility of choosing from specially suggested combinations. This eases planning. Incorporating accessories can enhance the suggested combinations. These are charged extra.

### Suggested combination

#### Recommended accessories

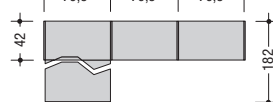
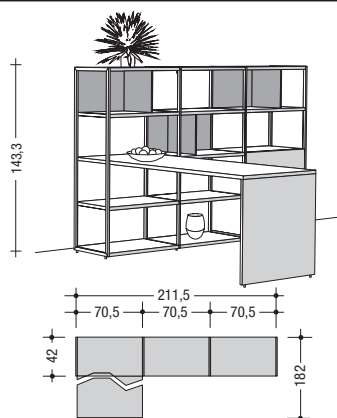
Article	Order no.	
1x Glass cover shelf	19514	-
3x LED glass rim lamp	3x 1636	-
1x LED light strip	1635	-

Information on the energy class:  
see the description of the individual units!



Article	Suggested combination
Order no.	980011 / 981011
Price group I	as illustr. / vice versa
Price group II	-

### Suggested combination



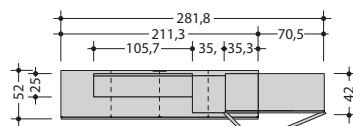
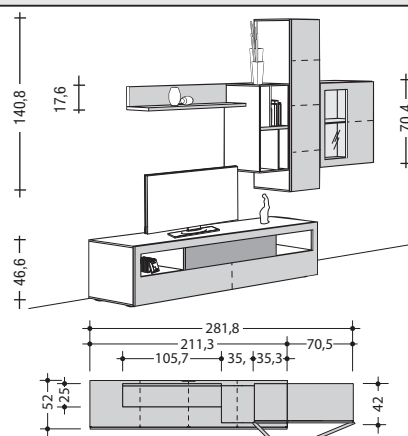
Article	Suggested combination
Order no.	980023 / 981023
Price group I	as illustr. / vice versa
Price group II	-

### Suggested combination

#### Recommended accessories

Article	Order no.	
1x Glass cover shelf	19521	-
1x Metal substructure	1411	-
or 1x legs (set of 6)	1402	-
1x Support for soundbar	1011	-
1x LED glass rim lamp	1671	-

Information on the energy class:  
see the description of the individual units!



Article	Suggested combination
Order no.	980024 / 981024
Price group I	as illustr. / vice versa
Price group II	-

Carcase, substructure,  
bookshelf frame system,  
desk versions

Price group I
White lacquer
Grey lacquer
Silk grey lacquer

Front versions

Price group I	Price group II
White lacquer	High-gloss white lacquer
Grey lacquer	High-gloss grey lacquer
Silk grey lacquer	High-gloss silk grey lacquer
	Natural oak
	Core walnut

Lowboards

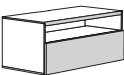
Please note: Cover shelf of lowboards always with cable groove at rear rim. Accessories for lowboards: see next double page!

IR repeater set for lowboards:  
type 7777 -

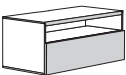
Lowboards 2.5R

44.8 cm high  
(46.6 cm high  
incl. 1.8 cm  
high legs)

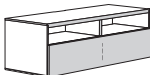
1 open compartment;  
1 flap



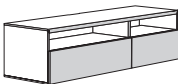
1 open compartment;  
1 drawer



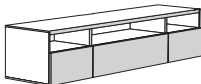
2 open compartments;  
1 flap



2 open compartments;  
1 flap; 1 drawer



3 open compartments;  
1 drawer left and right;  
1 flap

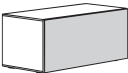


Article	Lowboards 2.5R				
H x W x D in cm	44.8 x 105.7 x 52	44.8 x 105.7 x 52	44.8 x 140.9 x 52	44.8 x 176.1 x 52	44.8 x 211.3 x 52
Order no.	1551	1552	1553	15591 (as ill.) / 15592 (v.v.)	1560
Price group I	-	-	-	-	-
Price group II	-	-	-	-	-

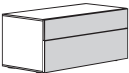
Lowboards 2.5R

44.8 cm high  
(46.6 cm high  
incl. 1.8 cm  
high legs)

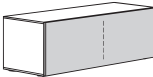
1 flap



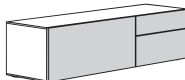
2 drawers



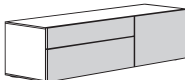
1 flap



1 flap; 2 drawers



2 drawers; 1 flap

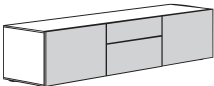


Article	Lowboards 2.5R				
H x W x D in cm	44.8 x 105.7 x 52	44.8 x 105.7 x 52	44.8 x 140.9 x 52	44.8 x 176.1 x 52	44.8 x 176.1 x 52
Order no.	1251	1252	1253	12541 (as ill.) / 12542 (v.v.)	12551 (as ill.) / 12552 (v.v.)
Price group I	-	-	-	-	-
Price group II	-	-	-	-	-

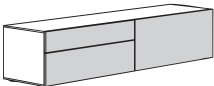
Lowboards 2.5R

44.8 cm high  
(46.6 cm high  
incl. 1.8 cm  
high legs)

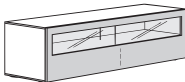
2 flaps; 2 drawers



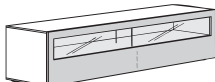
2 drawers; 1 flap



1 flap with clear glass panel;  
incl. 1 fitted shelf and metal  
supports



1 flap with clear glass panel;  
incl. 1 fitted shelf and metal  
supports



Article	Lowboards 2.5R			
H x W x D in cm	44.8 x 211.3 x 52	44.8 x 211.3 x 52	44.8 x 176.1 x 52	44.8 x 211.3 x 52
Order no.	1256	12571 (as ill.) / 12572 (v.v.)	1358	1359
Price group I	-	-	-	-
Price group II	-	-	-	-

## Lowboards for sound systems

Please note: Cover shelf of lowboards always with cable groove at rear rim. The panel of the lowboards lined with fabric is especially suitable for accommodating hidden audio units! Accessories for lowboards: see next double page!



IR repeater set for lowboards:  
type 7777 -

### Lowboards 2.5R

44.8 cm high  
(46.6 cm high  
incl. 1.8 cm  
high legs)

1 panel lined with  
fabric; 1 drawer

1 panel lined with  
fabric; 1 flap

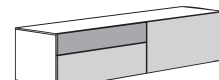
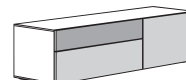
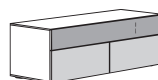
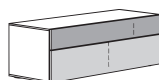
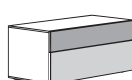
1 panel lined with  
fabric; 2 drawers

1 panel lined with  
fabric; 1 drawer; 1 flap

1 panel lined with  
fabric; 1 drawer; 1 flap

Fabric panels optionally black or silver

Usable inside dimensions behind panel: 14.4 x 100.4 x 43.3 cm (H x W x D)



Article	Lowboards 2.5R				
H x W x D in cm	44.8 x 105.7 x 52	44.8 x 140.9 x 52	44.8 x 140.9 x 52	44.8 x 176.1 x 52	44.8 x 211.3 x 52
Order no.	<b>1361</b>	<b>1362</b>	<b>1363</b>	<b>13641 (as ill.) / 13642 (v.v.)</b>	<b>13651 (as ill.) / 13652 (v.v.)</b>
Price group I	-	-	-	-	-
Price group II	-	-	-	-	-

### Lowboards 2.5R

44.8 cm high  
(46.6 cm high  
incl. 1.8 cm  
high legs)

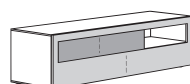
1 flap with integrated, fabric  
lined panel and open com-  
partment; incl. 1 fitted shelf

1 flap with integrated, fabric  
lined panel and open com-  
partment; incl. 1 fitted shelf

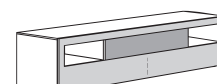
Usable inside width  
behind panel: 99.4 cm

Usable inside dimensions of  
lowboards behind panel: height  
20.8 cm; depth 43.3 cm

Usable inside width  
behind panel: 102.4 cm



Fabric panels optionally black or silver



Article	Lowboards 2.5R	
H x W x D in cm	44.8 x 176.1 x 52	44.8 x 211.3 x 52
Order no.	<b>13661 (as ill.) / 13662 (v.v.)</b>	<b>1367</b>
Price group I	-	-
Price group II	-	-

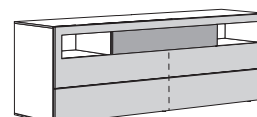
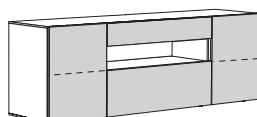
### Lowboards 4R

70.4 cm high  
(72.2 cm high  
incl. 1.8 cm  
high legs)

2 doors, 1 drawer,  
1 open compartment, 1 flap

1 flap with integrated,  
fabric lined panel, 1 flap

Fabric panels optionally black or silver



Article	Lowboards 4R	
H x W x D in cm	70.4 x 211.3 x 52	70.4 x 211.3 x 52
Order no.	<b>1466</b>	<b>1467</b>
Price group I	-	-
Price group II	-	-

Carcase, substructure, bookshelf frame system, desk versions

Price group I
White lacquer
Grey lacquer
Silk grey lacquer

Front versions

Price group I	Price group II
White lacquer	High-gloss white lacquer
Grey lacquer	High-gloss grey lacquer
Silk grey lacquer	High-gloss silk grey lacquer
	Natural oak
	Core walnut

Accessories for lowboards

Metal substructures

Optional substructure for lowboards, 12.0 cm high, 48.0 cm deep. Substructure of metal, powder-coated white, grey or silk grey (price group I) or of stainless steel (price group II).



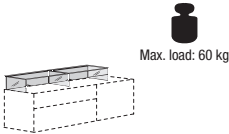
Article	Metal substructures for lowboards			
	for 105.7 cm width	for 140.9 cm width	for 176.1 cm width	for 211.3 cm width
Order no.	1405	1404	1407	1411
Price group I	-	-	-	-
Price group II	-	-	-	-

Glass bonnet, legs

Glass bonnet of stained glass. Rear wall of glass bonnet in carcase version

Optional legs for lowboards, silver coloured

Usable inside dims. per compartment:  
Height: 15.2 cm  
Width: 68.7 cm  
Depth: 37.2 cm



Set of 5 (for 105.7 and 140.9 cm width)

Set of 6 (for 176.1 and 211.3 cm width)



Article	Glass bonnet	Article	Legs for lowboards	
H x W x D in cm	16 x 140 x 39.6	H x W x D in cm	8.6 x 9.2 x 2	
Order no.	1140	Order no.	1401	1402
	-		-	-

Fitted shelves

fitted behind flaps and doors of the lowboards

behind 70.5 cm wide flap   behind 105.7 cm wide flap   behind 52.3 cm wide door   behind 69.9 cm wide door   behind 105.1 cm wide doors



Article	Fitted shelves for lowboards				
H x W x D in cm	3.2 x 67.2 x 43.4	3.2 x 102.4 x 43.4	3.2 x 49.6 x 40.9	3.2 x 67.2 x 40.9	3.2 x 102.4 x 40.9
Order no.	1270	1215	1052	1072	1100
Price group I	-	-	-	-	-
Price group II	-	-	-	-	-

Glass cover shelves

Optional glass cover shelf for lowboards of rear-lacquered glass, white, grey or silk grey. Please state the required version clearly in the order!



Article	Glass cover shelves			
H x W x D in cm	0.8 x 105.7 x 52	0.8 x 140.9 x 52	0.8 x 176.1 x 52	0.8 x 211.3 x 52
Order no.	19510	19514	19517	19521
	-	-	-	-



## Accessories for lowboards

### Lamps

LED light strip; fitted behind flaps or in open compartments;  
incl. footswitch and preliminary transformer. Later fitting is not possible.

This product contains a light source of  
energy efficiency class F. 12 V.



**Remote control**  
for LED lamps:  
type **3333**



Article	LED light strip for lowboards with partitions / open compartments				LED light strip for lowboards behind clear glass panel	
	for 105.7 cm width; 3.7 W	for 140.9 cm width; 4.6 W	for 176.1 cm width; 6.0 W	for 211.3 cm width; 7.3 W	for 176.1 cm width; 6.7 W	for 211.3 cm width; 8.2 W
Order no.	<b>1615</b>	<b>1640</b>	<b>1672</b>	<b>1611</b>	<b>1676</b>	<b>1621</b>
	-	-	-	-	-	-

### Support for sound bar

Support for sound bar in black lacquer; for fitting behind fabric lined panel of lowboards

for lowboards with fabric lined panel with an inside  
compartment height of **14.4 cm**; max. usable inside  
compartment dimensions for sound bar:  
12.3 x 102.4 x 24.5 cm (H x W x D)

for lowboards with fabric lined panel with an inside  
compartment height of **20.8 cm**; max. usable inside  
compartment dimensions for sound bar:  
18.7 x 102.4 x 24.5 cm (H x W x D)

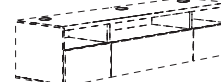
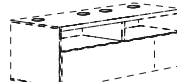


Article	Support for sound bar	
H x W x D in cm	14.4 x 102.4 x 21.4	20.8 x 102.4 x 21.4
Order no.	<b>1010</b>	<b>1011</b>
	-	-

### Cable aperture

silver coloured

It is possible to fit a cable aperture in the cover shelf of the lowboard. The cable aperture can be made at the rear of the cover shelf (not possible above partitions). Please state the required position of the cable aperture clearly in the order!



Article	Cable aperture
	Ø 8.0 cm
Order no.	<b>N1</b>
	-

## Carcase, substructure, bookshelf frame system, desk versions

**Price group I**  
White lacquer  
Grey lacquer  
Silk grey lacquer

## Front versions

**Price group I**  
White lacquer  
Grey lacquer  
Silk grey lacquer

**Price group II**  
High-gloss white lacquer  
High-gloss grey lacquer  
High-gloss silk grey lacquer  
Natural oak  
Core walnut

## Sideboards, accessories for sideboards

### Sideboards 4R

1 door; 2 drawers; 1 flap

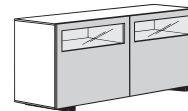
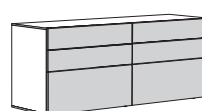
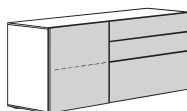
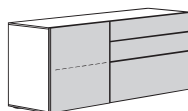
1 door; 3 drawers

6 drawers

2 flush-front sliding-doors with clear glass panel; on arched supports (metal substructure and legs not possible)

70.4 cm high  
(72.2 cm high incl. 1.8 cm high legs)

70.4 cm high  
(79.0 cm high on 8.6 cm high arched supports)



Article	Sideboards 4R		Sideboards 4R	
H x W x D in cm	70.4 x 176.1 x 52		70.4 x 176.1 x 52	
Order no.	<b>14171 (as ill.) / 14172 (v.v.)</b>		<b>14271 (as ill.) / 14272 (v.v.)</b>	
Price group I	-		-	
Price group II	-		-	

### Sideboards 4R

2 doors; 2 drawers; 1 flap

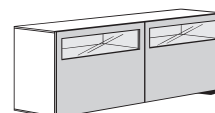
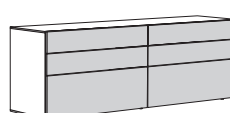
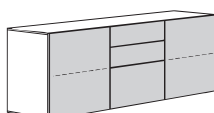
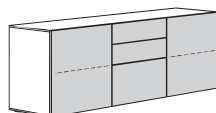
2 doors; 3 drawers

6 drawers

2 flush-front sliding-doors with clear glass panel; on arched supports (metal substructure and legs not possible)

70.4 cm high  
(72.2 cm high incl. 1.8 cm high legs)

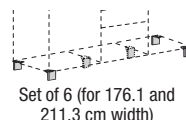


70.4 cm high  
(79.0 cm high on 8.6 cm high arched supports)



Article	Sideboards 4R		Sideboards 4R	
H x W x D in cm	70.4 x 211.3 x 52		70.4 x 211.3 x 52	
Order no.	<b>1421</b>		<b>1431</b>	
Price group I	-		-	
Price group II	-		-	

## Metal substructures, legs

Optional substructure and legs for sideboards. Substructure 12.0 cm high, 48.0 cm deep, of metal, powder-coated white, grey or silk grey (price group I) or of stainless steel (price group II). Legs silver coloured (metal substructure and legs can not be fitted on 4R sideboards with flush-front sliding doors)



Set of 6 (for 176.1 and 211.3 cm width)

Article	Metal substructures for sideboards		Legs for sideboards
	for 176.1 cm width	for 211.3 cm width	8.6 x 9.2 x 2
Order no.	<b>1407</b>	<b>1411</b>	<b>1402</b>
Price group I	-	-	-
Price group II	-	-	-

## Glass cover shelves

Optional glass cover shelf for sideboards of rear-lacquered glass, white, grey or silk grey. Please state the required version clearly in the order!

## Fitted shelf

behind 70.5 cm wide door



Article	Glass cover shelves	
H x W x D in cm	0.8 x 176.1 x 52	0.8 x 211.3 x 52
Order no.	<b>19517</b>	<b>19521</b>
	-	-

Article	Fitted shelf for sideboards
H x W x D in cm	3.2 x 67.2 x 47.6
Order no.	<b>1271</b>
Price group I	-
Price group II	-

## Lamps

LED light strip; fitted behind flush-front sliding-doors with clear glass panel; incl. footswitch and preliminary transformer. Later fitting is not possible.

This product contains a light source of energy efficiency class F. 12 V.



**Remote control**  
for LED lamps:  
type **3333**



Article	LED light strip for sideboards (set of 2)	
H x W x D in cm	for 176.1 cm width; 3.0 W	for 211.3 cm width; 3.7 W
Order no.	<b>1677</b>	<b>1622</b>
	-	-

## Interior fitting of secretaire unit and bar compartment, box drawers versions

Natural oak  
Core walnut

**now!** vision  
by hülsta

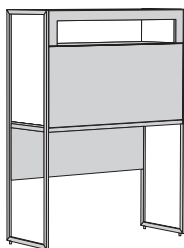
● ● ● made in germany

## Single units, secretaire unit and bar compartment

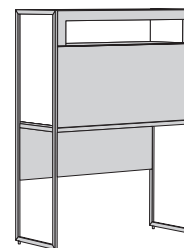
Single unit with 1 flap and open compartment

### Single units with secretaire unit and bar compartment

incl. USB / socket set



inkl. mirror and glass shelf



Article	Secrétaire unit	Bar compartment
H x W x D in cm	143.3 x 108.7 x 42.1	143.3 x 108.7 x 42.1
Order no.	<b>8141</b>	<b>8142</b>
Price group I	-	-
Price group II	-	-


Secrétaire unit and bar compartment can be fitted between carcasses and bookshelf frames as well as wall units

### Secrétaire unit and bar compartment


Secrétaire unit and bar compartment with 1 flap and 1 open compartment

Secrétaire unit and bar compartment always incl. wall bracket

incl. USB / socket set



inkl. mirror and glass shelf



Article	Secrétaire unit	Bar compartment
H x W x D in cm	70.4 x 105.7 x 42.0	70.4 x 105.7 x 42.0
Order no.	<b>141</b>	<b>142</b>
Price group I	-	-
Price group II	-	-

## Interior fitting, box drawer, LED light strip

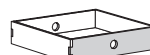
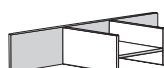
Interior fitting and box drawer in natural oak and core walnut

Interior fitting consisting of:  
1 niche rear wall,  
2 partitions, 1 shelf

Later fitting is not possible.

LED lamp, with automatic switch and motion detector, incl. preliminary transformer.

This product contains a light source of energy efficiency class F. 12 V.



Article	Interior fitting	Box drawer for interior fitting	LED light strip
H x W x D in cm	18.2 x 102.4 x 37.7	6.7 x 30.9 x 30.1	2.8 W
Order no.	<b>144</b>	<b>14</b>	<b>15</b>
	-	-	-

## Carcase, substructure, bookshelf frame system, desk versions

**Price group I**  
White lacquer  
Grey lacquer  
Silk grey lacquer

## Front versions

**Price group I**  
White lacquer  
Grey lacquer  
Silk grey lacquer

**Price group II**  
High-gloss white lacquer  
High-gloss grey lacquer  
High-gloss silk grey lacquer  
Natural oak  
Core walnut

## Accent versions

**Price group II**  
Teal blue lacquer  
Petrol lacquer  
Old rose lacquer



## Open units

35.2/70.4/140.8 cm high  
(37.0/72.2/142.6 cm high  
incl. 1.8 cm high legs)

Carcase of the open units in carcase versions; partitions, fitted shelves and rear wall in all carcase and accent versions as well as in natural oak and core walnut. Please state the required versions clearly in the order!

Open units always incl. wall bracket.



Article	Open units 2R	
H x W x D in cm	35.2 x 35.3 x 39.8	35.2 x 70.5 x 39.8
Order no.	Order no. as illustr. / vice versa 17351 / 17352	Order no. as illustr. / vice versa 17701 / 17702
Price group I	-	-
Price group II	-	-

## Assembly units 2R

35.2 cm high  
(37.0 cm high  
incl. 1.8 cm  
high legs)

1 flap

1 drawer

2 drawers

1 flap with clear glass panel



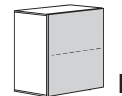
Article	Assembly units 2R			
H x W x D in cm	35.2 x 70.5 x 42	35.2 x 70.5 x 42	35.2 x 70.5 x 42	35.2 x 70.5 x 42
Order no.	1201	1208	1202	1203
Price group I	-	-	-	-
Price group II	-	-	-	-

## Assembly units 4R

70.4 cm high  
(72.2 cm high  
incl. 1.8 cm  
high legs)

1 door

1 door



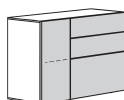
Article	Assembly units 4R	
H x W x D in cm	70.4 x 35.3 x 42	70.4 x 70.5 x 42
Order no.	Order no. as illustr. / vice versa 14351 / 14352	Order no. as illustr. / vice versa 14701 / 14702
Price group I	-	-
Price group II	-	-

## Assembly units 4R

70.4 cm high  
(72.2 cm high  
incl. 1.8 cm  
high legs)

1 door; 3 drawers

1 door; 1 door with clear glass panel



Article	Assembly units 4R	
H x W x D in cm	70.4 x 105.7 x 42	70.4 x 105.7 x 42
Order no.	14181 (as illustrated) / 14182 (vice versa)	14161 (as illustrated) / 14162 (vice versa)
Price group I	-	-
Price group II	-	-

## Glass cover shelves

Optional glass cover shelf for open units and assembly units of rear-lacquered glass, white, grey or silk grey. Please state the required version clearly in the order!







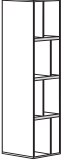

Article	Glass cover shelves					
H x W x D in cm	0.8 x 35.3 x 42	0.8 x 70.5 x 42	0.8 x 105.7 x 42	0.8 x 140.9 x 42	0.8 x 176.1 x 42	0.8 x 211.3 x 42
Order no.	19435	19470	19410	19414	19417	19421
	-	-	-	-	-	-

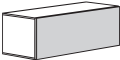
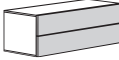

L/R = Door hinge left/right



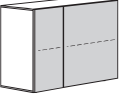
E 7. 2023

now! vision

Carcase of the open units in carcass versions; partitions, fitted shelves and rear wall in all carcass and accent versions as well as in natural oak and core walnut. Please state the required versions clearly in the order!  
Open units always incl. wall bracket.

						
Article	Open unit 2R		Open unit 4R		Open unit 8R	
H x W x D in cm	35.2 x 105.7 x 39.8		70.4 x 35.3 x 39.8		140.8 x 35.3 x 39.8	
Order no.	1715		Order no. as illustr. / vice versa 17361 / 17362		Order no. as illustr. / vice versa 17371 / 17372	
Price group I	-		-		-	
Price group II	-		-		-	

	1 flap	2 drawers	1 flap with clear glass panel
			
Article	Assembly units 2R		
H x W x D in cm	35.2 x 105.7 x 42	35.2 x 105.7 x 42	35.2 x 105.7 x 42
Order no.	1205	1206	1207
Price group I	-	-	-
Price group II	-	-	-

	3 drawers	1 door with clear glass panel	2 doors
			
Article	Assembly units 4R		
H x W x D in cm	70.4 x 70.5 x 42	70.4 x 70.5 x 42	70.4 x 105.7 x 42
Order no.	1473	Order no. as illustr. / vice versa 14721 L / 14722 R	Order no. as illustr. / vice versa 14151 L / 14152 R
Price group I	-	-	-
Price group II	-	-	-

## Wall brackets for 2R and 4R assembly units

## Lamps and fitted shelves for 2R and 4R assembly units: see next double page!

Necessary for wall assembly of the 2R and 4R assembly units.

Article	Wall bracket		
	for 35.3 cm wide assembly units	for 70.5 cm wide assembly units	for 105.7 cm wide assembly units
Order no.	1002	1004	1008
	-	-	-



## Carcase, substructure, bookshelf frame system, desk versions

**Price group I**  
White lacquer  
Grey lacquer  
Silk grey lacquer

## Front versions

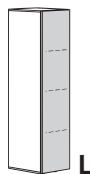
**Price group I**  
White lacquer  
Grey lacquer  
Silk grey lacquer

**Price group II**  
High-gloss white lacquer  
High-gloss grey lacquer  
High-gloss silk grey lacquer  
Natural oak  
Core walnut

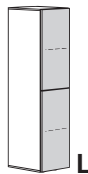
## Assembly units 8R

140.8 cm high  
(142.6 cm high  
incl. 1.8 cm  
high legs)

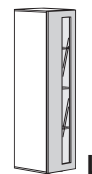
1 door



2 doors



1 door with clear glass panel

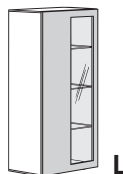


Article	Assembly units 8R		
H x W x D in cm	140.8 x 35.3 x 42	140.8 x 35.3 x 42	140.8 x 35.3 x 42
Order no.	Order no. as illustr. / vice versa 18311 / 18312	Order no. as illustr. / vice versa 18321 / 18322	Order no. as illustr. / vice versa 18331 / 18332
Price group I	-	-	-
Price group II	-	-	-

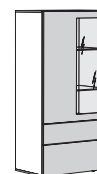
## Assembly units 8R

140.8 cm high  
(142.6 cm high  
incl. 1.8 cm  
high legs)

1 door with clear glass panel



1 door with clear glass panel, 2 drawers



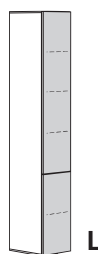
Article	Assembly units 8R	
H x W x D in cm	140.8 x 70.5 x 42	140.8 x 70.5 x 42
Order no.	Order no. as illustr. / vice versa 18741 / 18742	Order no. as illustr. / vice versa 18551 / 18552
Price group I	-	-
Price group II	-	-

## Assembly units 12R

211.2 cm high  
(213.0 cm high  
incl. 1.8 cm  
high legs)

Cannot be fitted  
as wall units.

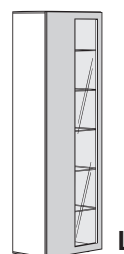
2 doors



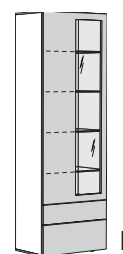
4 doors



1 door with clear glass panel



1 door with clear glass panel,  
2 drawers



Article	Assembly units 12R			
H x W x D in cm	211.2 x 35.3 x 42	211.2 x 70.5 x 42	211.2 x 70.5 x 42	211.2 x 70.5 x 42
Order no.	Order no. as illustr. / vice versa 11311 / 11312	1171	Order no. as illustr. / vice versa 11731 / 11732	Order no. as illustr. / vice versa 11741 / 11742
Price group I	-	-	-	-
Price group II	-	-	-	-

## Glass cover shelves

Optional glass cover shelf for assembly units of rear-lacquered glass, white, grey or silk grey. Please state the required version clearly in the order!



Article	Glass cover shelves					
H x W x D in cm	0.8 x 35.3 x 42	0.8 x 70.5 x 42	0.8 x 105.7 x 42	0.8 x 140.9 x 42	0.8 x 176.1 x 42	0.8 x 211.3 x 42
Order no.	19435	19470	19410	19414	19417	19421
	-	-	-	-	-	-

## Lamps for 2R, 4R, 8R and 12R assembly units: LED light strips

LED light strip; fitted in assembly units behind flaps or doors with clear glass panel; incl. footswitch and preliminary transformer. Later fitting is not possible.

This product contains a light source of energy efficiency class F. 12 V.



Remote control  
for LED lamps:  
type 3333



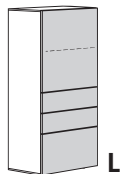
Article	LED light strip for assembly units		
	for 35.3 cm width; 0.8 W	for 70.5 cm width; 2.3 W	for 105.7 cm width; 3.7 W
Order no.	1635	1670	1615
	-	-	-

L/R = Door hinge left/right

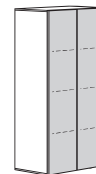
E 7. 2023

now! vision

1 door; 3 drawers

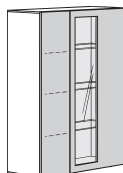


2 doors



Article	Assembly units 8R	
H x W x D in cm	140.8 x 70.5 x 42	140.8 x 70.5 x 42
Order no.	Order no. as illustr. / vice versa 18711 / 18712	1872
Price group I	-	-
Price group II	-	-

1 door; 1 door with clear glass panel



2 doors; 3 drawers



1 door with clear glass panel;  
1 door; 3 drawers



Article	Assembly units 8R		
H x W x D in cm	140.8 x 105.7 x 42	140.8 x 105.7 x 42	140.8 x 105.7 x 42
Order no.	Order no. as illustr. / vice versa 18521 / 18522	Order no. as illustr. / vice versa 18531 / 18532	Order no. as illustr. / vice versa 18541 / 18542
Price group I	-	-	-
Price group II	-	-	-

## Fitted shelves for 4R, 8R and 12R assembly units



Article	Fitted shelves		Fitted glass shelves	
H x W x D in cm	3.2 x 32 x 37.7 (for 35.3 cm wide assembly units)	3.2 x 67.2 x 37.7 (for 70.5 cm wide assembly units)	0.8 x 32 x 37.7 (for 35.3 cm wide assembly units)	0.8 x 67.2 x 37.7 (for 70.5 cm wide assembly units)
Order no.	1035	1070	1036	1071
Price group I	-	-	-	-
Price group II	-	-	-	-

## Wall brackets for 8R assembly units

Necessary for wall assembly of the 8R assembly units.  
12R assembly units cannot be fitted as wall units!

Article	Wall bracket		
	for 35.3 cm wide assembly units	for 70.5 cm wide assembly units	for 105.7 cm wide assembly units
Order no.	1002	1004	1008
	-	-	-

## Lamps for 2R, 4R, 8R and 12R assembly units: LED glass rim lamps

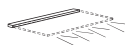
LED glass rim lamp; fitted in assembly units behind fitted glass shelves;  
incl. footswitch and preliminary transformer. Later fitting is not possible.

This product contains a light source of  
energy efficiency class F. 12 V.



Remote control  
for LED lamps:  
type 3333

-



Article	LED glass rim lamp for assembly units	
H x W x D in cm	for 35.3 cm width; 1.2 W	for 70.5 cm width; 2.7 W
Order no.	1636	1671
	-	-

## Carcase, substructure, bookshelf frame system, desk versions

### Price group I

White lacquer  
Grey lacquer  
Silk grey lacquer

## Front versions

### Price group I

White lacquer  
Grey lacquer  
Silk grey lacquer

### Price group II

High-gloss white lacquer  
High-gloss grey lacquer  
High-gloss silk grey lacquer  
Natural oak  
Core walnut

## Accent versions

### Price group II

Teal blue lacquer  
Petrol lacquer  
Old rose lacquer

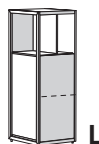


## 6 and 8 Raster single units

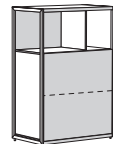
### Single units 6R

108.1 cm high  
(108.8 cm high  
incl. 0.7 cm high  
plinth adjusters)

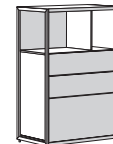
Rear wall with partition in open compartment in all accent versions possible.  
Please state the required versions clearly in the order!



L



L



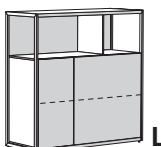
L

Article	Single units 6R		
H x W x D in cm	108.1 x 38.3 x 42	108.1 x 73.5 x 42	108.1 x 73.5 x 42
Order no.	Order no. as illustr. / vice versa 16141 / 16142	Order no. as illustr. / vice versa 16121 / 16122	Order no. as illustr. / vice versa 16131 / 16132
Price group I	-	-	-
Price group II	-	-	-

### Single units 6R

108.1 cm high  
(108.8 cm high  
incl. 0.7 cm high  
plinth adjusters)

Rear wall with partition in open compartment in all accent versions possible.  
Please state the required versions clearly in the order!



L



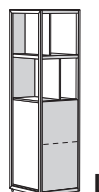
L

Article	Single units 6R	
H x W x D in cm	108.1 x 108.7 x 42	108.1 x 108.7 x 42
Order no.	Order no. as illustr. / vice versa 16101 / 16102	Order no. as illustr. / vice versa 16111 / 16112
Price group I	-	-
Price group II	-	-

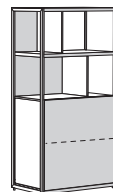
### Single units 8R

143.3 cm high  
(144.0 cm high  
incl. 0.7 cm high  
plinth adjusters)

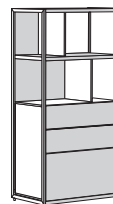
Rear wall with partition in open compartment in all accent versions possible.  
Please state the required versions clearly in the order!



L



L



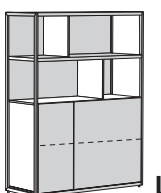
L

Article	Single units 8R		
H x W x D in cm	143.3 x 38.3 x 42	143.3 x 73.5 x 42	143.3 x 73.5 x 42
Order no.	Order no. as illustr. / vice versa 18141 / 18142	Order no. as illustr. / vice versa 18121 / 18122	Order no. as illustr. / vice versa 18131 / 18132
Price group I	-	-	-
Price group II	-	-	-

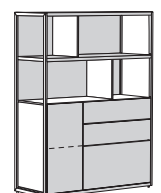
### Single units 8R

143.3 cm high  
(144.0 cm high  
incl. 0.7 cm high  
plinth adjusters)

Rear wall with partition in open compartment in all accent versions possible.  
Please state the required versions clearly in the order!



L



L

Article	Single units 8R	
H x W x D in cm	143.3 x 108.7 x 42	143.3 x 108.7 x 42
Order no.	Order no. as illustr. / vice versa 18101 / 18102	Order no. as illustr. / vice versa 18111 / 18112
Price group I	-	-
Price group II	-	-

## Possible arrangements



## Carcase, substructure, bookshelf frame system, desk versions

**Price group I**  
White lacquer  
Grey lacquer  
Silk grey lacquer

## Accent versions

**Price group II**  
Teal blue lacquer  
Petrol lacquer  
Old rose lacquer



## Bookshelf frame system

### Bookshelf frames

108.1/143.3/213.7 cm high  
(108.8/144.0/214.4 cm high  
incl. 0.7 cm high legs)

Bookshelf frames, spacer bars and fitted shelves in carcase versions. If assembly units are fitted between bookshelf frames, a fitted shelf is essential at the bottom of the lowest assembly unit. For constructional reasons at least 2 fitted shelves must be included, for 12 Raster bookshelf frames a third shelf must be included. If 8 Raster assembly units are planned in a 12 Raster bookshelf frame column, this column must not be the first or last column in the bookshelf frame combination.



Article	Outer bookshelf frame 6R	Centre bookshelf frame 6R	Outer bookshelf frame 8R
H x W x D in cm	108.1 x 1.5 x 42.1	108.1 x 1.5 x 42.1	143.3 x 1.5 x 42.1
Order no.	<b>1961</b>	<b>1962</b>	<b>1981</b>
Price group I	-	-	-
Price group II	-	-	-

### Bookshelf frames, spacer bar

108.1/143.3/213.7 cm high  
(108.8/144.0/214.4 cm high  
incl. 0.7 cm high legs)



Spacer bar can be fitted as a connection between fitted shelves and/or assembly units and as the side end unit

Article	Centre bookshelf frame 8R	Outer bookshelf frame 12R	Centre bookshelf frame 12R	Spacer bar
H x W x D in cm	143.3 x 1.5 x 42.1	213.7 x 1.5 x 42.1	213.7 x 1.5 x 42.1	2.5 x 37.1 x 1.5
Order no.	<b>1982</b>	<b>1911</b>	<b>1912</b>	<b>1900</b>
Price group I	-	-	-	-
Price group II	-	-	-	-

### Fitted shelves

Bookshelf frames, spacer bars and fitted shelves in carcase versions. If assembly units are fitted between bookshelf frames, a fitted shelf is essential at the bottom of the lowest assembly unit. For constructional reasons at least 2 fitted shelves must be included, for 12 Raster bookshelf frames a third shelf must be included. If 8 Raster assembly units are planned in a 12 Raster bookshelf frame column, this column must not be the first or last column in the bookshelf frame combination.



Article	Fitted shelves	Fitted shelves	Fitted shelves
H x W x D in cm	2.5 x 35.3 x 42.1	2.5 x 70.5 x 42.1	2.5 x 105.7 x 42.1
Order no.	<b>1135</b>	<b>1170</b>	<b>1105</b>
Price group I	-	-	-
Price group II	-	-	-

### Rear walls

Rear wall with partition in all carcase and accent versions as well as in natural oak and core walnut. Please state the required versions clearly in the order! Rear wall with partition can only be fitted in combination with assembly units and/or fitted shelves!



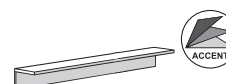
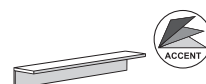
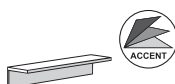
Article	Rear walls with partition	Rear walls with partition	Rear walls with partition
H x W x D in cm	32.7 x 35.3 x 38.2	32.7 x 70.5 x 38.2	32.7 x 105.7 x 38.2
Order no.	<b>17381 (as illustrated) / 17382 (vice versa)</b>	<b>17711 (as illustrated) / 17712 (vice versa)</b>	<b>17161 (as illustrated) / 17162 (vice versa)</b>
Price group I	-	-	-
Price group II	-	-	-

### Angled shelves

incl. wall bracket

Wall panel of angled shelves in all carcase and accent versions as well as in natural oak and core walnut; shelf in all carcase versions. Please state the required versions clearly in the order!

**Angled shelves can be fitted in reverse order.**



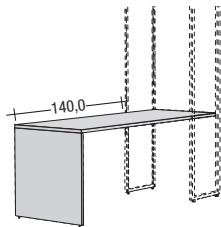
Article	Angled shelves	Angled shelves	Angled shelves	Angled shelves
H x W x D in cm	17.6 x 70.5 x 25	17.6 x 105.7 x 25	17.6 x 140.9 x 25	17.6 x 176.0 x 25
Order no.	<b>1727</b>	<b>1725</b>	<b>1724</b>	<b>1723</b>
Price group I	-	-	-	-
Price group II	-	-	-	-



Desk unit

Desk unit

Desk unit can only be fitted in  
the bookshelf frame system



Article	Desk unit
H x W x D in cm	73.5 x 182 x 70.5
Order no.	176
Price group I	-

## Possible arrangements



Please superimpose unlined paper and write firmly. In order to avoid slipping, use two paper clips or fold the edge of the drawing sheet.

● ● ● made in germany

Check list

- 1.) Do the **sketch** and the **order** match? Do the **dimensions** and the **sketch** match the type number? Are all **type numbers** correctly stated in the sketch? Can one see the position of **door hinges**?
- 2.) Are all **type numbers** correct? Have you perhaps confused **price** and **type numbers**?
- 3.) In combinations of **wooden, lacquer and high-gloss lacquer versions**: is it clear which units are to be delivered in which version?
- 4.) Is it clear whether the types ordered are to be employed as **wall units** or as **plinth units**? Have you remembered the **wall bracket** for wall units?
- 5.) For the **bookshelf frame system**: If assembly units are fitted between bookshelf frames, a fitted shelf is essential at the bottom of the lowest assembly unit. For constructional reasons at least 2 fitted shelves must be included, for 12 Raster bookshelf frames a third shelf must be included.
- 6.) Are all **accessories** such as lamps etc. included in the sketch?
- 7.) Is this an **additional order**? If so, when was the **original order**? If possible, include a sketch on which the existing and new units are clearly marked.

Please also remember the planning notes on the introductory pages!

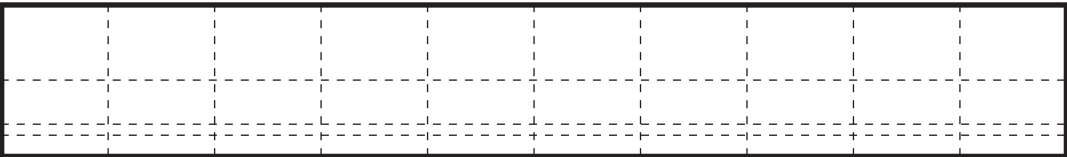
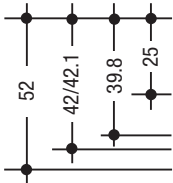
Note on calculating widths for bookshelf frame combinations:

The width table states all widths up to 352.1 cm (greater widths always in steps of 35.3 cm). This width results from the shelf widths. To determine the total width, 1.5 cm must be added for each bookshelf frame!

			35.3	70.5	105.7	140.9	176.1	211.3	246.5	281.7	316.9	352.1
	Dims. in cm	Raster										
Bookshelf frame	214.4	12										
Carcase	211.2	12										
Bookshelf frame	144.0	8										
Carcase	140.8	8										
Bookshelf frame	108.8	6										
Sideboards, carcase	70.4	4										
Lowboards	62.4	3.5										
Lowboards	44.8	2.5										
Carcase	35.2	2										
Metal substructure	12.0											
Lowboard/	8.6											
sideboard legs												
Legs	1.8											

Base sketch

Scale 1 : 25



Important note!

Please do not forget to include the following details with each order. This avoids time-consuming correspondence and unnecessary delays in delivery.

Version(s)	Customer	Date	Commission
------------	----------	------	------------

# Important notes on including lighting

In all now! ranges lighting with manual switches may only be included **on furniture units** (e.g. the top LED lamp for wardrobes) or **in open compartments, open carcasses or behind clear glass fronts or fronts with a clear glass panel** (e.g. the light strip with LED lamps). **It is not possible to include lighting behind non-transparent fronts (e.g. wood, lacquer, high-gloss fronts or fully rear-lacquered glass fronts).**

## Remote control set

**Radio remote control set**

The lamps are normally operated by an external foot switch. A radio remote control is also available as an alternative, which is charged extra. The radio remote control consists of one transmitter and one receiver and is used for a coherent lighting unit (e.g. inside a unit). If several receivers are required because of the arrangement of the units (e.g. in units set apart), one receiver must be ordered for each lighting unit. The foot switch is omitted when the radio remote control is used.

The radio remote control set consists of:

- 1 transmitter
- 1 receiver

Article	Remote control	Extra transmitter	Extra receiver
	Set for LED lamps		
Order no.	3333	3334	3335
	-	-	-

## IR repeater set

**IR repeater set**

Infrared signal transmission set for operating media units behind wooden/high-gloss fronts. You can operate as many media units as you like in one compartment with one set. The following applies:

- At least 4 cm distance between unit and front
- One set must be used for each compartment
- The transmitter must be placed in the immediate vicinity of the receiver eye of the media unit
- High-frequency signals cannot be transmitted

The IR repeater set consists of:

- 1 receiver eye (ø 3.0 cm) incl. standing bracket (4.2 x 5.5 x 3.0 cm)
- 1 electric transmitter
- 1 plug EVG 12 V
- Cable clamps

Article	Infrared repeater set
	for lowboards (1 set per compartment)
Order no.	7777
	-

## Cable aperture assembly set

**Cable aperture assembly set**

Cable aperture assembly set for fitting cable apertures on site in cover shelves, carcasses, centre partitions and rear walls in wood/lacquer/high-gloss lacquer versions. The cable aperture drill bit can be used with all standard power drills.

The cable aperture assembly set consists of:

- 1 cable aperture drill bit (Ø 60 mm)
- 3x cable aperture type K3 (aluminium colour)

Please be sure to follow the information and notes in the assembly instructions!

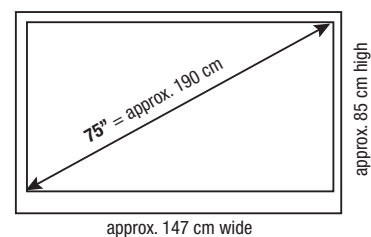
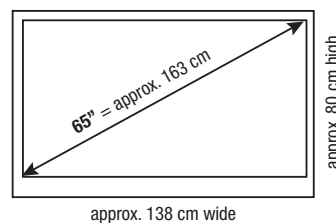
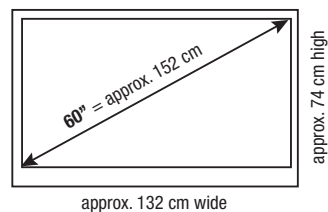
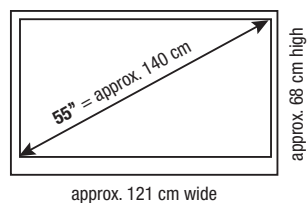
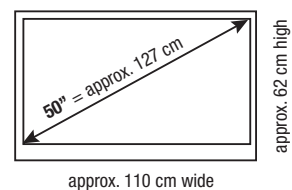
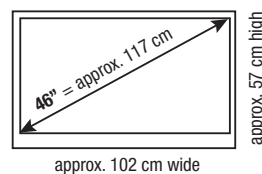
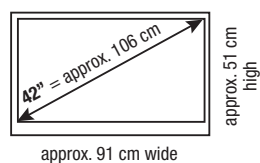
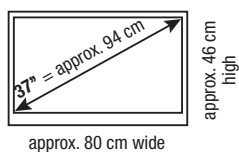
Article	Cable aperture assembly set
Order no.	1111
	-

## Flatscreen TV sizes overview

### Flatscreen TV sizes overview

These schematic drawings are only for purposes of orientation as to how high and wide flatscreen TV's with different screen diagonal measurements are. The sizes depicted below are however only approximate and vary according to the manufacturer.

On the basis of the sizes you can estimate approximately how wide a lowboard for example has to be so that the flatscreen TV does not protrude at the sides.



## Flap hinge

### Flap hinge

If not otherwise marked in the type list, all the units with a flap have the flaps hinges at the bottom.

## Wall fitting

### Important notes:

Generally speaking, you as a dealer/qualified fitter are responsible for the correct wall mounting of the units. That is why wall mounting should only be carried out by properly trained and qualified fitters. hülsta supplies materials for mounting units on walls for nearly all the units and which should be used for safety and for constructional reasons. The assembly materials supplied by hülsta (plugs, screws) are only suitable for fitting components on to concrete in firmness class C12/15.

For other materials (please see next page) we provide you with an assembly mortar set as an extra order. Please note that this assembly mortar set is also only suitable for the materials listed in the materials table. If walls are made up of other materials (e.g. plastered or lighter wall materials), one should use another method of mounting better suited to the load on site. Please note that if the units are not mounted properly on the wall, there is a risk of the units falling down or tipping over – especially when alternative mounting materials acquired on site have been used.

For the reasons stated above it is absolutely essential to enquire about the composition of any walls before signing any contracts.

### Further notes:

If 2 - 8 Raster (assembly) units are included as wall units, a maximum load per unit of 40 kg must not be exceeded for reasons of stability!

The wall units can only be fitted on absolutely solid walls. Light masonry is not suitable for this purpose.

If (assembly) units are stacked on top of one another, a wall bracket must be ordered for each stacked unit.

For each project please remember to leave a 2.0 cm gap at the top to be able to mount units.

## Maximum loads

### Maximum loads

Max. load of wooden and glass (fitted) shelves (up to 70.5 cm wide) and drawers: 25 kg

Max. load of wooden and glass (fitted) shelves (between 70.5 and 105.7 cm wide): 15 kg

Max. load of wooden and glass (fitted) shelves (from 105.7 cm wide): 10 kg

Max. load of cover shelves: 35 kg per metre length for floor units.

**Please also note any maximum loads which may be stated in the type list for the individual units!**



## Wall composition / assembly instruction

### Important notes:









The composition of walls must be ascertained before concluding a contract and be checked by a qualified fitter before assembly takes place. Assembly may only be carried out by a qualified fitter under careful observation of the assembly instructions.

The plastic Rawl plugs supplied by hülsta as a standard set are only suitable for concrete  $\geq$  C12/15, if the wall composition and compression strength corresponds to the table below. Under no circumstances must a unit be assembled on light masonry.

Furthermore, we provide a mounting set with assembly mortar for the types of walls listed below (see assembly mortar set below). Again, assembly must be carried out by a qualified fitter under careful observation of the wall composition and assembly instruction. The compression strength levels stated below must be met under all circumstances.

### Materials table

with a description of which sets are to be used with the following types of walls:

Standard set	Assembly mortar set only suitable for the materials stated below!			
Concrete C12/15 Compression strength $\geq$ 15 N/mm <sup>2</sup> 		Building bricks Mz 12 Compression strength $\geq$ 12 N/mm <sup>2</sup>		Solid blocks of light concrete V2 Compression strength $\geq$ 2 N/mm <sup>2</sup>
		Limestone blocks KS 12 Compression strength $\geq$ 12 N/mm <sup>2</sup>		Perforated blocks of light concrete Hbl 2 Compression strength $\geq$ 2 N/mm <sup>2</sup>
		Perforated sand lime bricks KSL12 Compression strength $\geq$ 12 N/mm <sup>2</sup>		Aerated concrete PP2 Compression strength $\geq$ 2 N/mm <sup>2</sup>
		Vertically perforated bricks HLz 12 Compression strength $\geq$ 12 N/mm <sup>2</sup> Bulk density $\geq$ 1.0 kg/dm <sup>3</sup>		

A different and more suitable type of mounting must be chosen by a qualified fitter in all other cases. hülsta cannot accept any responsibility for the choice of any other types of mounting! Please note that if the units are not mounted properly on the wall, there is a risk of the units falling down or tipping over – especially when alternative mounting materials acquired on site have been used. Generally speaking, you as a dealer/qualified fitter are responsible for the correct wall mounting of the units.



## Mounting sets

### Labelling in type list drawings / assembly notes for wall units

The majority of units have two wall mounting points (= number of support boards), if these are to be fitted as wall units. This is not explicitly mentioned in the type list. If a different number of wall mounting points (= support boards) is required, this is marked in the drawings in the type list with numbers in black boxes. Every support board requires four mounting screws.

- 3 = 3 support boards  
4 = 4 support boards, etc.

One **assembly mortar set** is sufficient for up to a maximum of 3 support boards or 4 wall side-panels.

**Important note:** Depending on the composition of the wall (see wall types illustrated above), assembly must be carried out using the special assembly mortar set and a standard cartridge applicator tool which are the basic essentials for safe and clean workmanship.

### Standard set

The standard set consists of 4 plastic Rawl plugs and 4 mounting screws and is sufficient for 1 support board. The standard sets are included in the packet of fittings to match the number of support boards.

### Assembly mortar set for up to a maximum of 3 support boards consisting of:

- 9x injection retaining sleeve
- 9x screw-in sleeve
- 1x injection cartridge
- 2x static mixer
- 1x assembly instructions

Please use the mounting screws from the standard set (supplied free of charge).

### Example of order:

- Add up number of support boards for all existing unit types
  - Divide the sum by “3”
  - Round up the result to a full number
- = Number of assembly mortar sets required

5555

-

**now! vision**

Stand: E 7. 2023

Design and concept legally protected, subject to error and alterations to construction, colour and materials by way of technological progress.  
© Copyright by hülsta · Imprimé en Allemagne · Printed in Germany

hülsta-werke · Karl-Hüls-Straße 1 · D-48703 Stadthoehn  
Tel. +49 (0) 2563 / 86-0 · Fax +49 (0) 2563 / 86-1000  
[www.now.huelsta.com](http://www.now.huelsta.com)

***now!***  
by hülsta